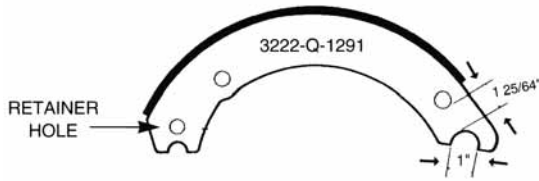


Most Popular Brake Shoes Rear Drive Axle

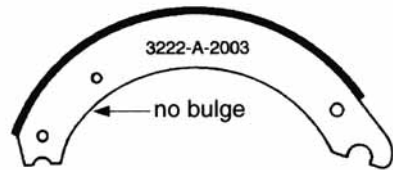
Use this chart to determine what brake shoes you have and what you need to ask for. Compare your shoes to the diagram and measure the width. The "base shoe #" will be part of any supplier's part number. Then consult with your supplier regarding the appropriate grade of friction material required for the typical use of your truck.

16 1/2" Meritor "Q"



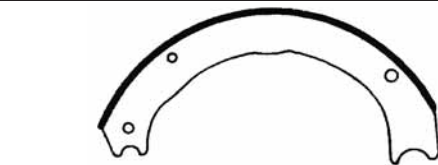
Width	Base Shoe #
4"	4549Q
5"	4524Q
6"	4514Q
7"	4515Q
7"	4515HQ
8 5/8"	4551Q
10"	4552QO
10"	4552QN

16 1/2" Meritor "Q" Plus



Width	Base Shoe #
5"	4720Q
6"	4715Q
7"	4707Q
7"	4707QM
8"	4718Q
8 5/8"	4711Q

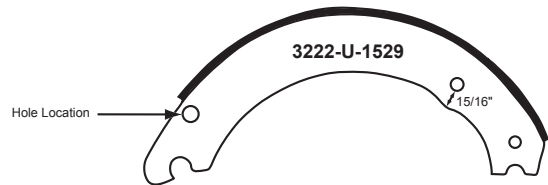
16 1/2" Eaton "ESII" 2nd Generation



Width	Base Shoe #
5"	4719ES2
6"	4725ES2
7"	4709ES2
8 5/8"	4726ES2

Anchor End

16 1/2" Meritor "Q" 1.68 Offset Spider, Relocated Spring Hole

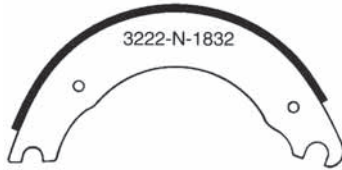


Width	Base Shoe #
5"	4524QM2

Most Popular Brake Shoes Steer Axle

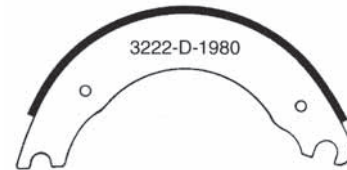
Use this chart to determine what brake shoes you have and what you need to ask for. Compare your shoes to the diagram and measure the width. The "base shoe #" will be part of any supplier's part number. Then consult with your supplier regarding the appropriate grade of friction material required for the typical use of your truck.

15" Meritor "Q" 1st Design



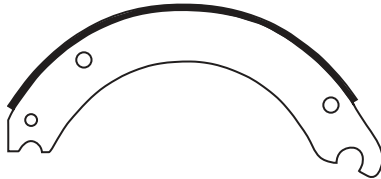
Width	Base Shoe #
4"	1308Q

15" Meritor "Q" 2nd Design



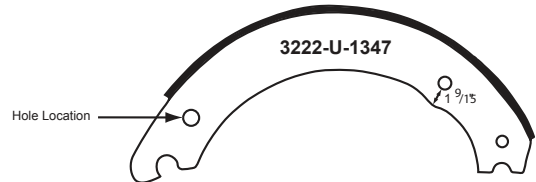
Width	Base Shoe #
4"	1308Q2

15" Meritor "Q" Plus



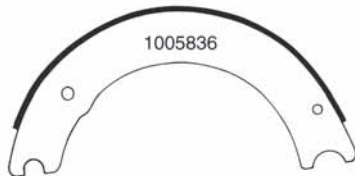
Width	HBS Base Shoe #
4"	4702Q
5"	4703Q
6"	4704Q
8 5/8"	4710Q

16 1/2" Meritor "Q" Relocated Spring Hole



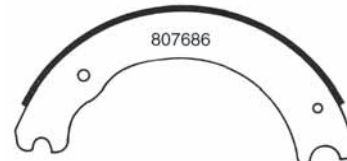
Width	Base Shoe #
5"	4524QM
6"	4514QM

15" Eaton



Width	Base Shoe #
4"	1308E

15" Eaton "ES"



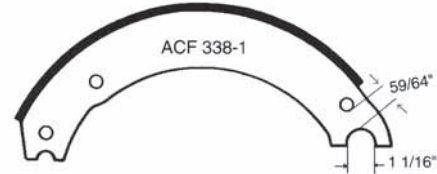
Width	Base Shoe #
4"	1443E

Popular Brake Shoes on Trailers

Use this chart to determine what brake shoes you have and what you need to ask for. Compare your shoes to the diagram and measure the width. The "base shoe #" will be part of any supplier's part number. Then consult with your supplier regarding the appropriate grade of friction material required for the typical use of your truck.

Fruehauf

16 1/2" Fruehauf "XEM3"



Width	Base Shoe #
7"	4515X3
8 5/8"	4551X3L
8 5/8"	4551X3R



"Low Boy" Trailers

12 1/4" Dana



Width	Base Shoe #
5 1/2"	4536DQ
7 1/2"	4692DT

12 1/4" Dana (Std. Forge) Early FT



Width	Base Shoe #
5 1/2"	4536SFT
7 1/2"	4591SFT

12 1/4" Dana FC



Width	Base Shoe #
5 1/2"	4536DQU
7 1/2"	4692DQU

12 1/4" Dexter (closed/closed)



Width	Base Shoe #
4"	4700DXT
5"	4661DXT
7 1/2"	4591DXT

12 1/4" Dexter (PQ) Style



Width	Base Shoe #
4"	4700DXQ
5"	4661DXQ
7 1/2"	4591DXQ