

Mack Suspensions

F/R/RD/U Series & DM/FL/FS/MC/MR/R/W Series Front Suspensions	1-2
CH/CL600 Series Front Suspensions	3-4
MH/RWI Series Front Suspensions	5-6
CS/MS Front Suspensions	7-8
Rear Single Axle Suspension	9-10
CS/MS Rear Suspensions	11-12
SS34/38 Camelback Rear Suspensions	13-14
4" Wide Spring, Two Piece Trunnion	
SWS573 Camelback Rear Suspension	15-16
4" Wide Spring, Rubber/Metal Center	
SS44/SWS57 Camelback Rear Suspensions	17-18
4" Wide Spring, 3-1/2" Bronze Center	
SS50 Camelback Rear Suspension	19-20
4" Wide Spring, 4" Bronze Center	
SS58 Camelback Rear Suspension	21-22
5" Wide Spring, 4" Bronze Center	
SS65/SWS59 Camelback Rear Suspensions	23-24
5" Wide Spring, 5" Bronze Center	
ST34 Taper Leaf Spring Rear Suspension	25-26
SW/SWW Walking Beam Rear Suspensions	27-28

Distributed by:

Suspension Components

October, 2002
Appended Data from the 211 Master Catalog

Dayton Parts, Inc. / BATCO

Dayton Parts, Inc.
3500 Industrial Road
PO Box 5795
Harrisburg, PA 17110

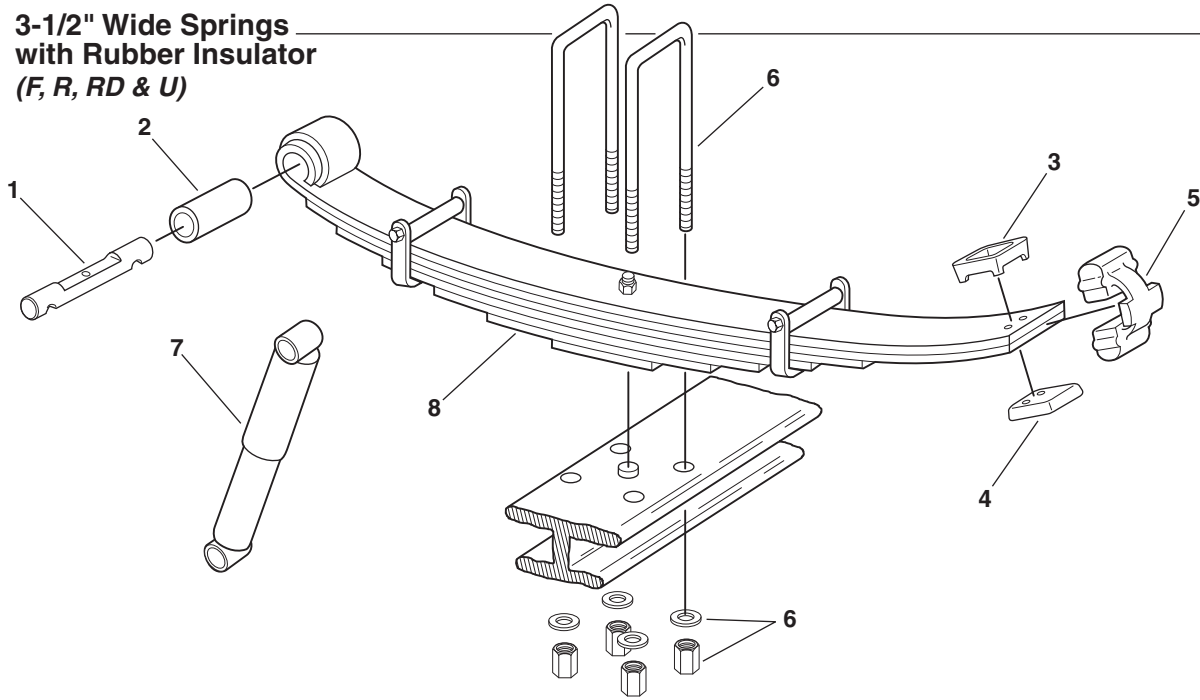
717-255-8500
717-255-8568 (fax)

**F/R/RD/U Series
DM/FL/FS/MC/MR/R/W Series
Front Suspensions**

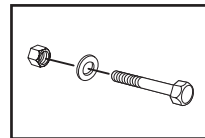
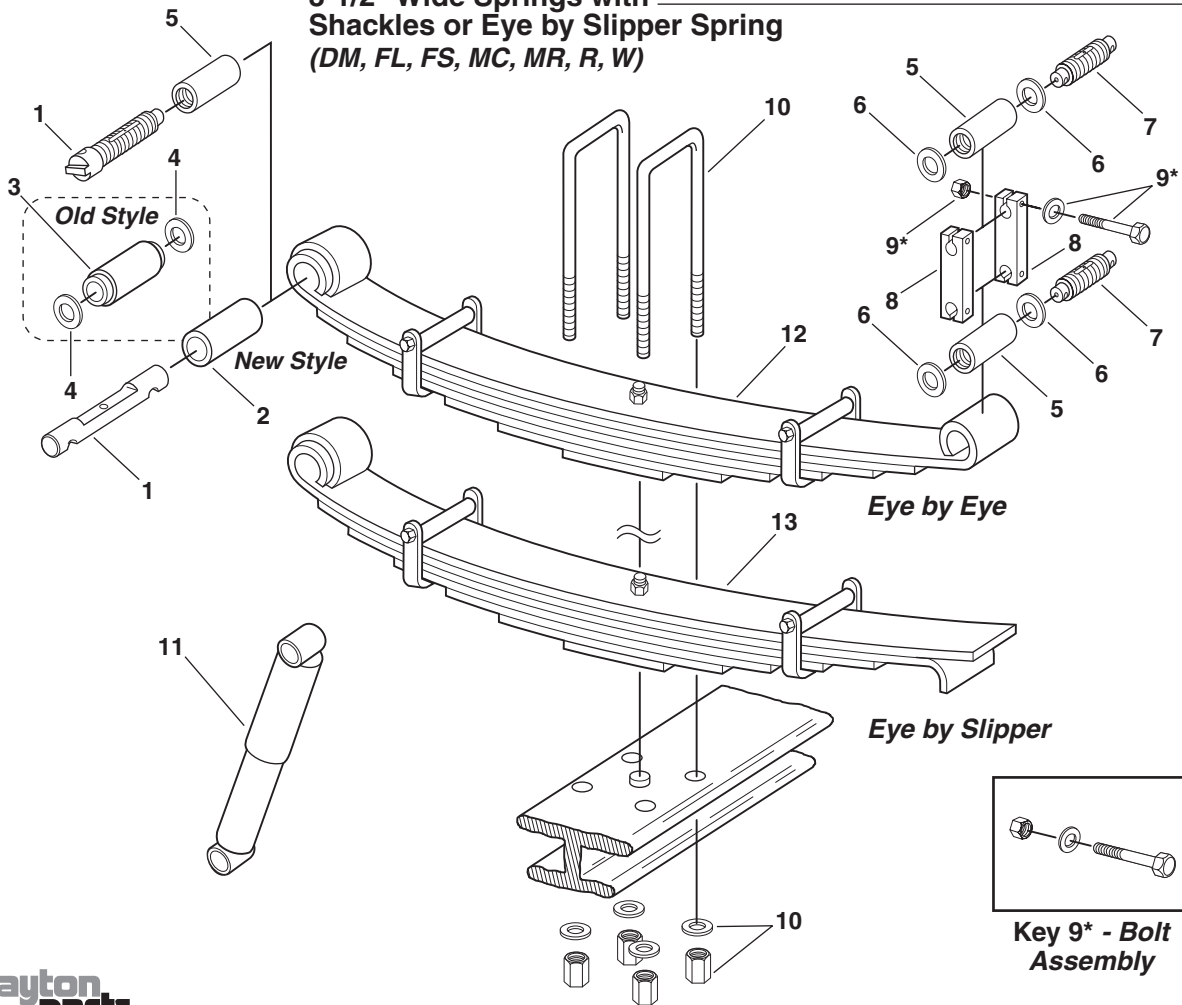
Mack

Mack

3-1/2" Wide Springs with Rubber Insulator (F, R, RD & U)



3-1/2" Wide Springs with Shackles or Eye by Slipper Spring (DM, FL, FS, MC, MR, R, W)



Key 9* - Bolt Assembly

F/R/RD/U - 3-1/2" Wide Springs w/Rubber Insulator

Key No.	Part Number	Description	No. Req.	OEM Reference	Remarks
✓✓	1	327-342 Spring Pin; 1 1/4"OD x 6 1/4"Lg. x 3/4" C/E	2	44QK173B	F Model Only
		327-343 Spring Pin; 1 1/4"OD x 5 1/8"Lg. x 2 1/2" C/C	2	44QK175A	
	2	RNI-BM Bi-Metal Bushing; 1 1/4"ID x 1 1/2"OD x 3 1/2"Lg.	2	10QK229P1	w/Grease Grooves
		MB-1 Bronze Bushing; 1 1/4"ID x 1 1/2"OD x 3 3/16"Lg.	2		
	3	MP-56 Upper Insulator Bearing Pad	2	9QK256	
	4	MP-57 Lower Insulator Bearing Pad	2	9QK257	
✓✓ ●	5	325-111 Spring Insulator	2	10QK332A	
	6	361-214 U-Bolt Assembly; Square Bend; Grade 8	4	7QK3150P12	3/4" x 3 3/16" x 12 1/8" S
	7	— Shock Absorber	2	Various	See Catalog 201 for Details
	8	— Spring Assembly	2		See Catalog 215 for Details

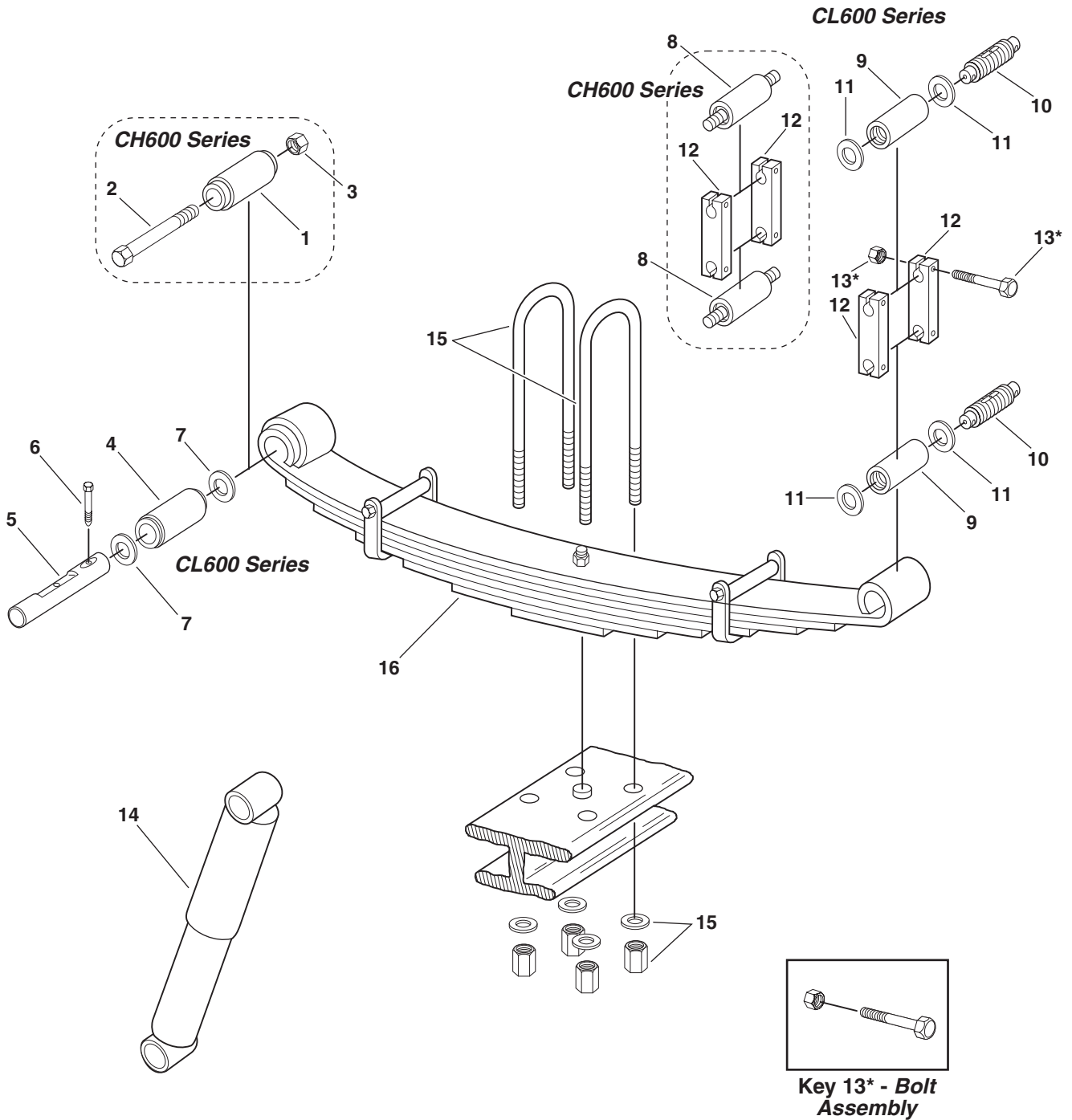
DM/FL/FS/MC/MR/R/W Series - 3-1/2" Wide Springs - Eye/Eye, Eye/Slipper

Key No.	Part Number	Description	No. Req.	OEM Reference	Remarks
●	1	327-330 Spring Pin, Threaded; 1 3/8"-6 x 6 15/16"Lg.	2	44QK25	
✓✓		327-342 Spring Pin; 1 1/4"OD x 6 1/4"Lg. x 3/4" C/E	2	44QK173B	
		327-518 Spring Pin; 1 1/4"OD x 6"Lg.	2	44QK172B	
●		327-347 Spring Pin; 1 1/4"OD x 6 7/8"Lg. x 5 3/8" C/C	2	44QK29302	
		327-345 Spring Pin; 1 1/4"OD x 7 1/16"Lg. x 1 1/16" C/E	2	44QK19301B	
	2	RNI-BM Bi-Metal Bushing; 1 1/4"ID x 1 1/2"OD x 3 1/2"Lg.	2		
	3	MB-1 Bronze Bushing; 1 1/4"ID x 1 1/2"OD x 3 3/16"Lg.	2	10QK229A	
	4	◆ Seal	4	88AX428	Use w/MB-1
	5	TB-69 Threaded Bushing; 1 3/4"OD x 3 1/2"Lg. x 1 3/8"-6 Thread	4	10QK148A	
	6	◆ Bushings Seal	8	88AX423P3	Use w/Threaded Pins
✓✓ ●	7	327-331 Spring Pin, Threaded; 1 3/8"-6 x 6 3/16"Lg.	4	44QK26A	
✓ ●		327-346 Spring Pin, Threaded; 1 3/8"-6 x 7 1/16"Lg.	4	44QK29301B	2 3/4" Thread Length
	8	330-102 Side Bar; 6 5/16"Lg. x 4" C/C x 1 1/4"Thk., 1 1/16" Pin Holes	4	22QK39301	
	9	334-550 Bolt Assembly; 1/2"-20 x 3"Lg. Grade 8	8		Incl. 334-538 Bolt & Hdwe.
	10	361-214 U-Bolt Assembly; Square Bend; Grade 8	4	7QK3150P12	3/4" x 3 3/16" x 12 1/8" S
		361-613 U-Bolt Assembly; Square Bend; Grade 8	4		7/8" x 3 3/16" x 14" S
	11	— Shock Absorber	2	Various	See Catalog 201 for Details
	12	— Spring Assembly	2		See Catalog 215 for Details

CH/CL600 Series Front Suspensions

Mack

Mack

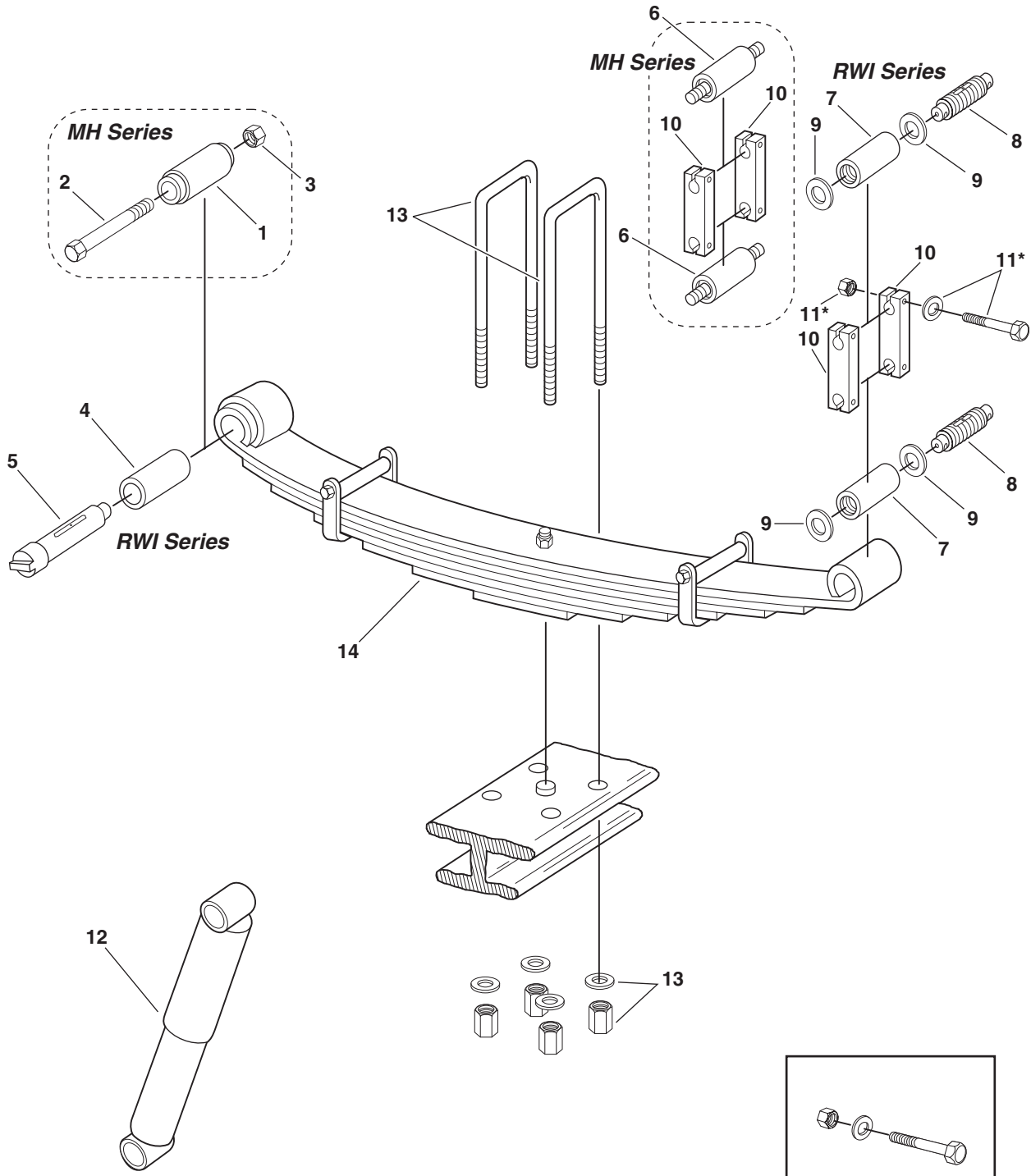


Key No.	Part Number	Description	No. Req.	OEM Reference	Remarks	
1	RB-188	Rubber Bushing; 24mm ID x 48mm OD x 89mm Lg.	2	10QK253M	Metric Bushing	
2	327-481	Bolt; M24 x 3.0 x 200mm	2	43RU297M		
3	334-717	Lock Nut; 24mm	2	171AM8	Use w/327-481	
4	MB-1	Bronze Bushing; 1 1/4"ID x 1 1/2"OD x 3 3/16"Lg.	2	10QK229A	Optional	
	RNI-BM	Bi-Metal Bushing; 1 1/4"ID x 1 1/2"OD x 3 1/2"Lg.	2			
✓✓	5	327-342	Spring Pin; 1 1/4"OD x 6 1/4"Lg. x 3/4" C/E	2	44QK173B	
	6	◆	Set Screw; M12-1 x 1.75	2	43RU1792M	
	7	◆	Seal	AR	88AX428	Use w/MB-1 Bushings
8	RB-189	Rubber Bushing; 1 1/16"ID x 1 7/8"OD x 3 3/8"Lg.	2	10QK254M	Metric Bushing w/Double Lock Grooves	
9	TB-69	Threaded Bushing; 1 3/4"OD x 3 1/2"Lg. x 1 3/8"-6 Thread	2	10QK148A		
✓✓ ●	10	327-331	Spring Pin, Threaded; 1 3/8"-6 x 6 3/16"Lg.	2	44QK26A	
	11	◆	Seal	AR	88AX423P3	Use w/Threaded Pins
	12	330-102	Side Bar; 6 5/16"Lg. x 4" C/C x 1 1/4"Thk., 1 1/16" Pin Holes	4	22QK39301	
	13	334-550	Bolt Assembly; 1/2"-20 x 3"Lg. Grade 8	AR		Incl. 334-538 Bolt & Hdwe.
✓	14	341-85005	Shock Absorber; 1 5/8" Bore	2	14QK2113	24.74" Extended; 15.21" Collapsed; See Catalog 201 for Details
		341-89430	Shock Absorber; 1 5/8" Bore	2		GasSLX Adjustable; Upgrade for 341-85005
✓		341-85001	Shock Absorber; 1 5/8" Bore	2		26.33" Extended; 16.42" Collapsed; See Catalog 201 for Details
		341-89410	Shock Absorber; 1 5/8" Bore	2		GasSLX Adjustable; Upgrade for 341-85001
✓		341-83302	Shock Absorber; 1 3/8" Bore	2		26.64" Extended; 16.11" Collapsed; See Catalog 201 for Details
		341-85301	Shock Absorber; 1 5/8" Bore	2	31.92" Extended; 19.03" Collapsed; See Catalog 201 for Details	
	15	361-186	U-Bolt Assembly; Round Bend; Grade 8	4	7QK2170P2/P3	3/4" x 3 9/16" x 10 1/2" R
		361-188	U-Bolt Assembly; Round Bend; Grade 8	4		3/4" x 3 9/16" x 12 1/2" R
	16	—	Spring Assembly	2		See Catalog 215 for Details

MH/RWI Series Front Suspensions (4" Springs)

Mack

Mack

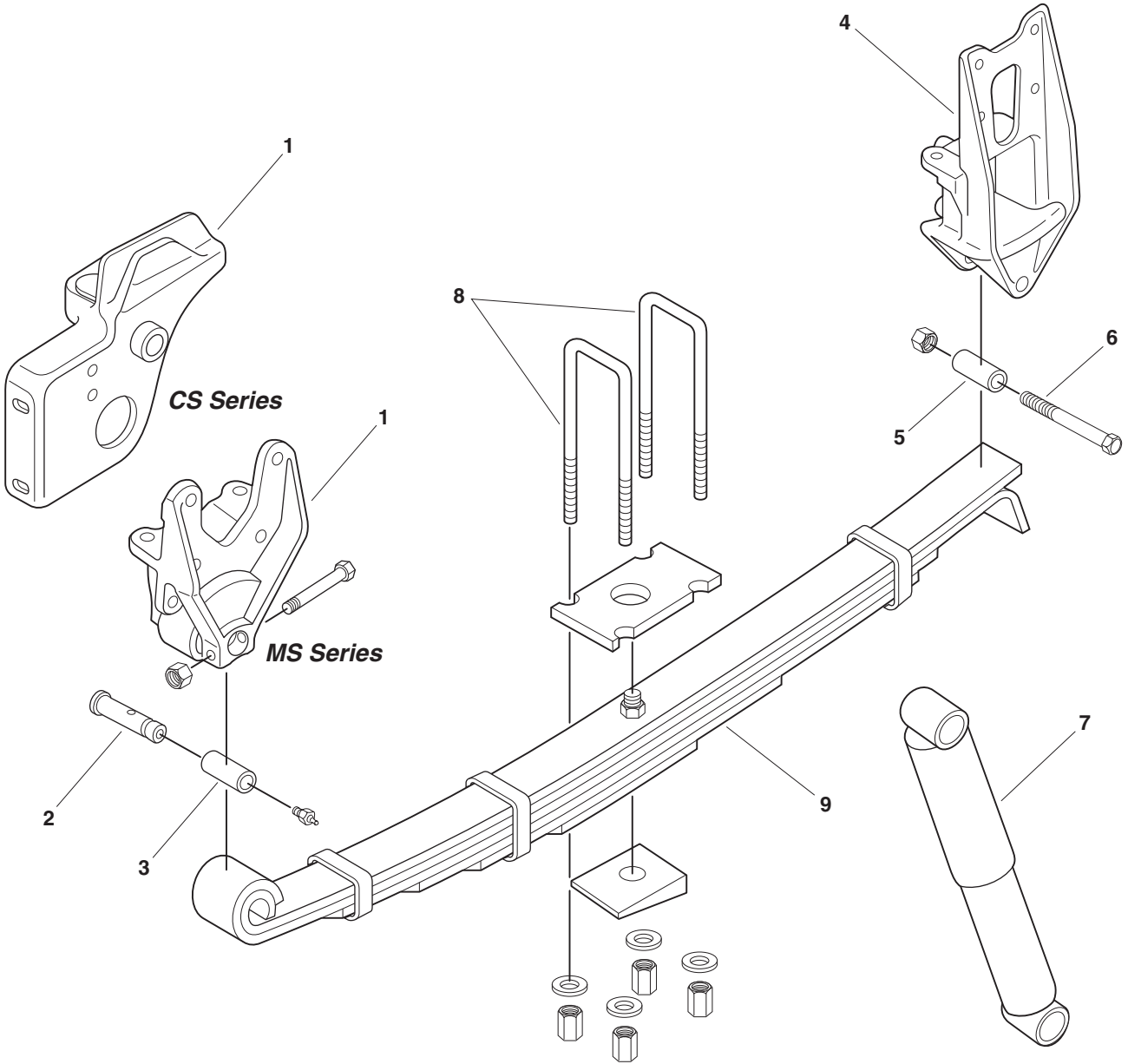


Key No.	Part Number	Description	No. Req.	OEM Reference	Remarks	
1	RB-165	Rubber Bushing; 1 ⁵ / ₁₆ "ID x 1 7 ⁸ / ₁₆ "OD x 3 7 ⁸ / ₁₆ "Lg.	2	10QK241M	Metric Bushing	
2	327-481	Bolt; M24-3 x 200mm	2	43RU297M		
3	334-717	Lock Nut; 24mm	AR	171AM8	Use w/327-481	
4	M10-4030	Bronze Bushing; 30mm ID x 40mm OD x 100mm Lg.	2	10QK233M		
5	327-484	Spring Pin; 30mm OD x 170mm Lg. x 132mm C/C	2	44QK202M	Models MH, RW	
6	RB-166	Rubber Bushing; 1 1 ⁴ / ₁₆ "ID x 1 7 ⁸ / ₁₆ "OD x 3 7 ⁸ / ₁₆ "Lg.	4	10QK240M	Metric Bushing	
7	TB-72	Threaded Bushing; 1 7 ⁸ / ₁₆ "OD x 3 7 ⁸ / ₁₆ "Lg. x 1 3 ⁸ / ₁₆ "-6 Thread	4	10QK235M	OD is Metric	
✓●	8	327-346	Spring Pin, Threaded; 1 3 ⁸ / ₁₆ "-6 x 7 1 ⁴ / ₁₆ "Lg.	4	44QK29301B	2 3 ⁴ / ₁₆ " Thread Length
	9	◆	Seal	4	88AX423P3	Use w/Threaded Pins
	10	330-102	Side Bar; 6 5 ¹⁶ / ₁₆ "Lg. x 4" C/C x 1 1 ⁴ / ₁₆ "Thk., 1 1 ⁴ / ₁₆ " Pin Holes	4	22QK39301	
	11	334-550	Bolt Assembly; 1 ¹ / ₂ "-20 x 3"Lg. Grade 8	AR		Incl. 334-538 Bolt & Hdwe.
✓	12	341-85001	Shock Absorber; 1 5 ⁸ / ₁₆ " Bore	2	14QK2113	26.33" Extended; 16.42" Collapsed; See Catalog 201 for Details
		341-89410	Shock Absorber; 1 5 ⁸ / ₁₆ " Bore	2		GasSLX Adjustable; Upgrade for 341-85001
✓		341-85005	Shock Absorber; 1 5 ⁸ / ₁₆ " Bore	2		24.74" Extended; 15.21" Collapsed; See Catalog 201 for Details
		341-89430	Shock Absorber; 1 5 ⁸ / ₁₆ " Bore	2		GasSLX Adjustable; Upgrade for 341-85005
✓✓		341-83215	Shock Absorber; 1 3 ⁸ / ₁₆ " Bore	2	14QK142P1	26.64" Extended; 16.36" Collapsed; See Catalog 201 for Details
	13	361-608	U-Bolt Assembly; Square Bend; Grade 8	4	7QK3170P2	7 ⁸ / ₁₆ " x 4 1 ⁴ / ₁₆ " x 13 3 ⁴ / ₁₆ " S
	14	—	Spring Assembly	2		See Catalog 215 for Details

CS/MS Front Suspensions

Mack

Mack



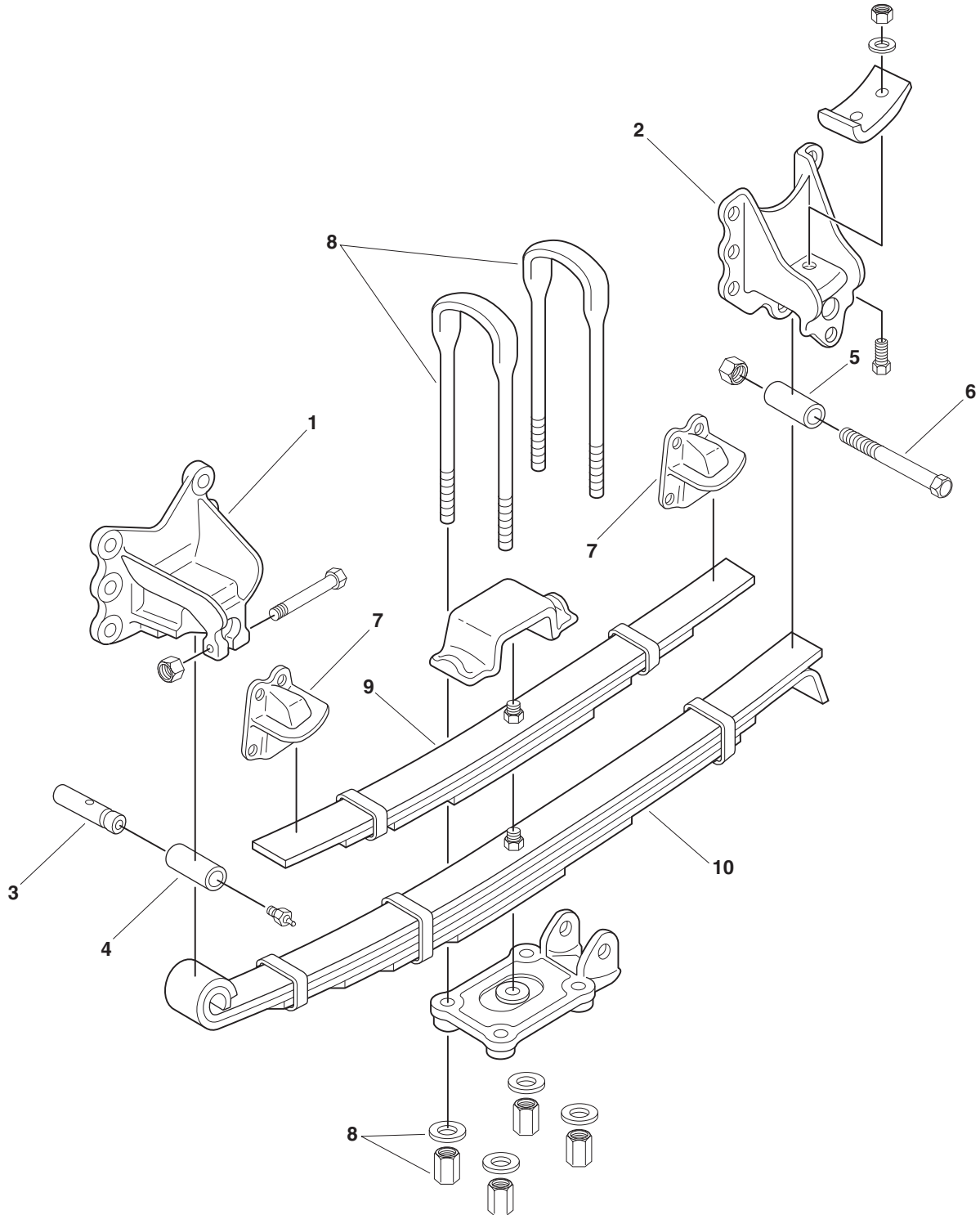
Key No.	Part Number	Description	No. Req.	OEM Reference	Remarks
1	◆	Hanger, Front; LH	1	Various	CS200/250/300
	◆	Hanger, Front; RH	1	Various	CS200/250/300
	◆	Hanger, Front; LH/RH	2	5000543043	MS200/250/300
● 2	327-451	Spring Pin; 25mm x 5" Lg. x 5/8" C/E	2	5000351054	
3	M8-3225	Bronze Bushing; 25mm ID x 32mm OD x 80mm Lg.	2	5000542231	
	M8-3625	Bronze Bushing; 25mm ID x 36mm OD x 80mm Lg.	2	5000542990	
4	◆	Hanger, Rear; LH/RH	2	5516031227	MS200/250
5	◆	Rebound Bushing	2	5000545174	All
6	◆	Rebound Bolt; M12 x 1.75 x 110mm Lg.	2	50003101132	CS200/250/300; MS300 10.9K#, 12K# Axle
	◆	Rebound Bolt; M12 x 1.75 x 140mm Lg.	2	50003101135	MS200/250
7	341-83105	Shock Absorber; 1 3/8" Bore	2	5000447861	31.91" Extended; 18.29" Collapsed; See Catalog 201 for Details
8	SP	U-Bolt; 3/4" x 3 1/8" x 9 3/8" S	4		OE Is Metric; 8U-9388S - Bent to Order
	SP	U-Bolt; 3/4" x 3 1/8" x 10 3/8" S	4		OE Is Metric; 8U-9389S - Bent to Order
9	—	Spring Assembly	2		See Catalog 215 for Details

Key No.	Part Number	Description	No. Req.	OEM Reference	Remarks
● 1	338-819 ◆	Hanger, Front of Rear	2	47QK4124	Eye/Slipper Springs Only
		Hanger, Front of Rear	2	4QK4187AM	
✓ 2	327-227	Spring Pin; 1 1/4"OD x 5 5/8"Lg. x 4 1/8" C/C	2	44QK211BM	Incl. 327-436 Adapter & 327-452 Pin
3	327-436	Adapter, Grease Fitting	2	49AX50	
✓ 4	334-475	Grease Fitting; Straight Zerk, 1/8"-27NPT	2	1613B	
5	RNG-BM	Bi-Metal Bushing; 1 1/4"ID x 1 1/2"OD x 3"Lg.	2	24SZ64	
● 6	338-821 ◆	Hanger, Rear of Rear; 9/16" Bolts	2	48QK488	Eye/Slipper Springs Only
		Hanger, Rear of Rear; 5/8" Bolts	2	48QK4103M	
7	327-332	Rebound Pin; 3/4"OD X 6 7/8"Lg.	2	44QK27P1	
●	327-326	Rebound Pin; 3/4"OD x 5 3/4"Lg.	2	31AX363U	
● 8	338-820	Helper Bracket	4	49QK35A	
9	◆	U-Bolt Top Plate; 3"W x 8"Lg. x 6" C/L to C/L	2	8QK251AP4	Can Use 338-200
10	◆	Helper Spacer Plate	2	13QK166P1	
11	◆	Wear Plate w/o Taper; 8" x 5 1/2", 1/4" Hole	2	24QK239P3	
●	334-1173	Camber Shim, Steel; 3" x 8" x 2°	2	24QK239P18	
✓ 12	361-168 361-340	U-Bolt Assembly; Round Bend; Grade 8	4	7QK3147P9	7/8" x 3" x 16 1/2" R
		U-Bolt Assembly; Round Bend; Grade 8	4	7QK3147P14	7/8" x 3" x 19 1/2" R
✓ 13	341-83302 341-85305	Shock Absorber; 1 3/8" Bore	2		26.64" Extended; 16.11" Collapsed; See Catalog 201 for Details
		Shock Absorber; 1 5/8" Bore	2	14QK2110P1	27.25" Extended; 16.72" Collapsed; See Catalog 201 for Details
✓ 14	327-336	Spring Pin; 1 1/4"OD x 5 11/16"Lg. x 4 7/32" C/C	2	44QK143CP1	Radius Rod Springs
15	361-607 361-606	U-Bolt Assembly; Round Bend; Forged Top; Grade 8	4	7QK3125P1	7/8" x 3 1/16" x 24" R
		U-Bolt Assembly; Round Bend; Forged Top; Grade 8	4		7/8" x 3 1/16" x 22" R
16	—	Spring Assembly	2		See Catalog 215 for Details

CS/MS Rear Single Axle Suspensions

Mack

Mack

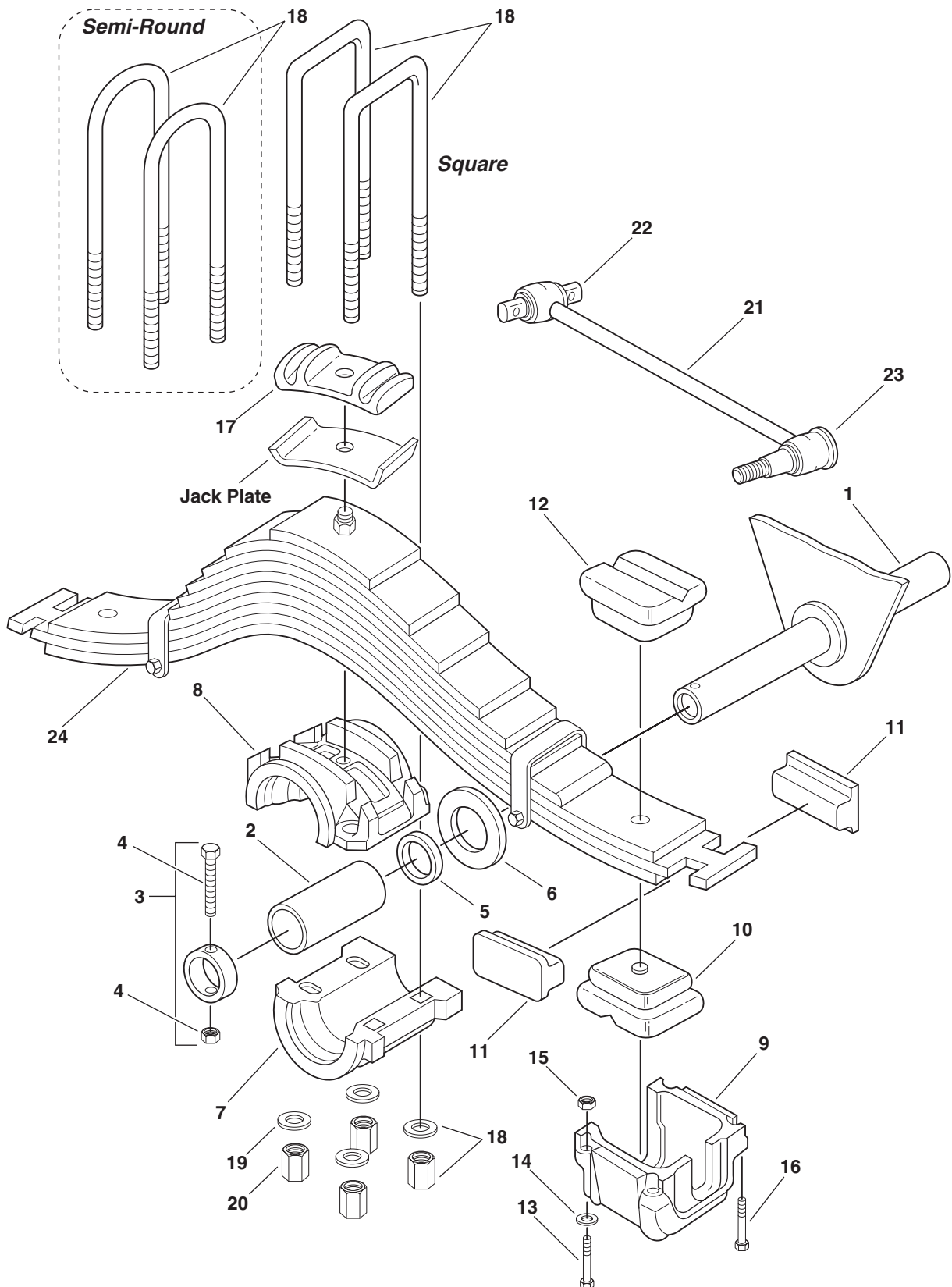


Key No.	Part Number	Description	No. Req.	OEM Reference	Remarks
1	◆	Hanger, Front of Rear	2	5516030668	All
2	◆	Hanger, Rear of Rear	2	5516031232	All
● 3	327-458	Spring Pin; 30mm OD x 135mm Lg. x 15.5mm C/E	2	5000546976	
4	M8-4030	Bronze Bushing; 30mm ID x 40mm OD x 80mm Lg.	2	5000542231	
5	◆	Rebound Bushing	2	5000545174	All
6	◆	Rebound Bolt; M12-1.75 x 140mm	2	5003101135	All
7	◆	Helper Spring Bracket	4	50005455915	
8	361-394	U-Bolt Assembly; Semi-Round; Forged Top; Grade 8	4	5000541067	M20-1.5 x 81mm x 500mm SR
9	62-229	Helper Spring; 10 Leaf	2	50001000360	See Catalog 215 for Details
	62-225	Helper Spring; 8 Leaf	2	50001000362	See Catalog 215 for Details
10	62-223	Main Spring; 9 Leaf	2	50001000361	See Catalog 215 for Details
	62-1309	Main Spring; 10 Leaf	2	5010167523	Special Applications; See Catalog 215 for Details

SS34/38 Camelback Rear Suspensions (4" Wide Spring, Two Piece Trunnion)

Mack

Mack

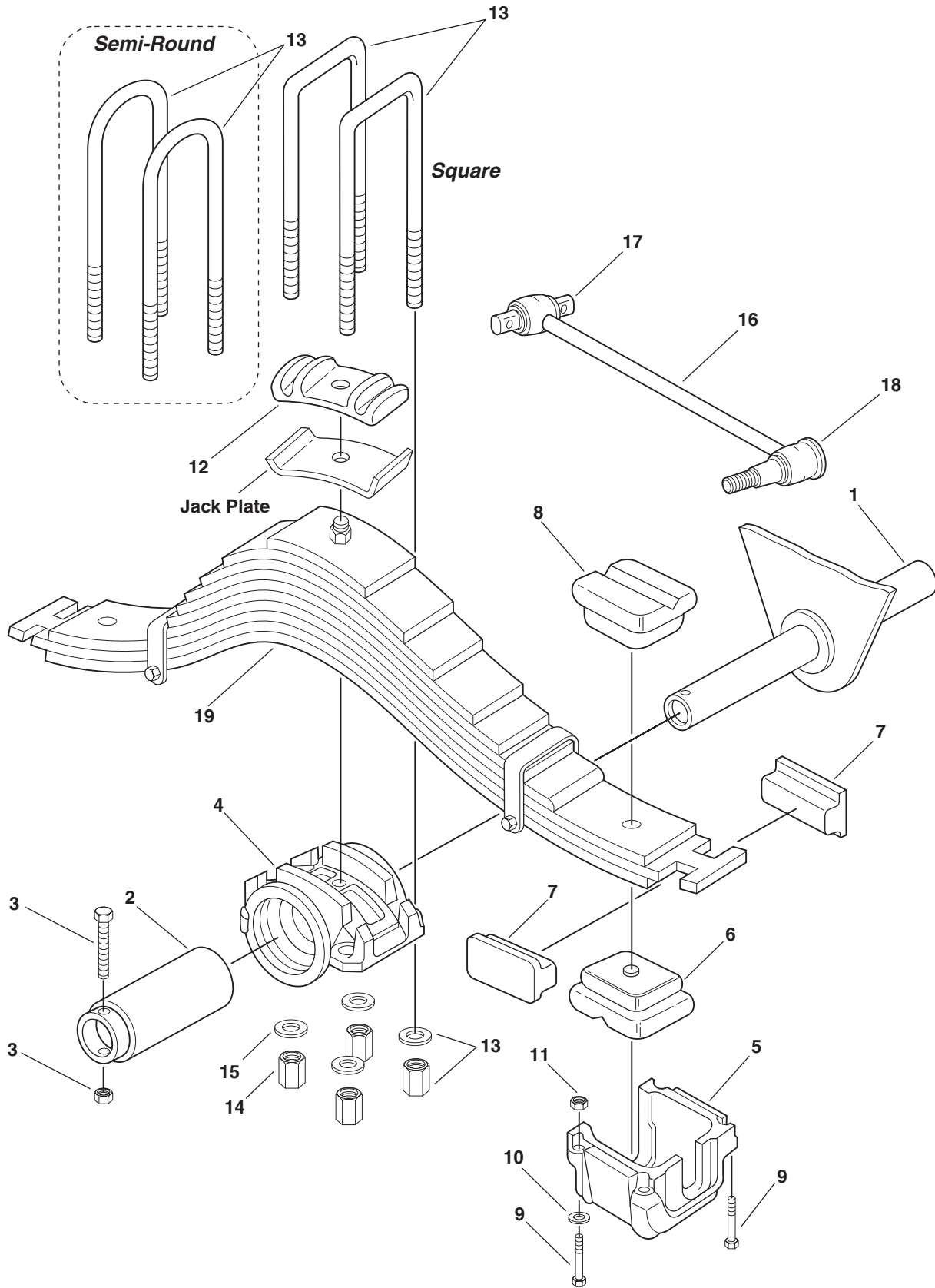


Key No.	Part Number	Description	No. Req.	OEM Reference	Remarks
	◆	Service Spindle for 8 3/4" Wide Trunnion	2	85QK248	Replacement Production No. 85QK243
✓✓	2	325-118 Trunnion Bushing; 8 3/4" Trunnion; 3 1/2" ID x 4 7/16" OD x 6 3/16" Lg.	2	10QK219P3	
	325-120	Trunnion Bushing, Urethane; 8 3/4" Trunnion	2	10QK276	90 Durometer
	325-120U	Trunnion Bushing, Urethane; 8 3/4" Trunnion	2		80 Durometer
	325-117	Trunnion Bushing; 8 3/16" Trunnion; 3 1/2" ID x 4 7/16" OD x 5 9/16" Lg.	2	10QK219P,P1	
	325-117U	Trunnion Bushing, Urethane; 8 3/16" Trunnion	2		
✓●	325-115	Trunnion Bushing; 9 1/4" Trunnion	2	10QK130P1	Use w/39QK32, 414 Castings Only
	325-115U	Trunnion Bushing, Urethane; 9 1/4" Trunnion	2		
✓●	3	334-479 Outer Spacer Assembly; 3 1/2" ID x 4 1/8" OD x 1 3/4"	2	44RU2221P2	8 3/4" Trunnion; Incl. Bolt & Lock Nut
●	334-1179	Outer Spacer; 3 1/2" ID x 4 1/8" OD x 2 1/4"	2	44RU221P1	8 3/16" Trunnion; Old Style
	4	334-579 Bolt Assembly; 3/4"-16 x 5 1/2" Lg. Grade 5	2	3AX1525	Bolt & Lock Nut
	5	334-480 Spacer, Inner; 3 1/2" ID x 4 1/8" OD x 7/16" Thk.	2	44RU2223P2	Used w/325-118 Bushing
	334-1178	Spacer, Inner; 3 1/2" ID x 4 1/8" OD x 1/2" Thk.	2	44RU2223P1	Used w/325-117 Bushing
	6	334-481 Spacer, Inner; 3 1/2" ID x 4 7/8" OD x 3/8" Thk.	2	44RU2224	Used w/325-117 Bushing; Old Style
●	7	338-710 Trunnion Half; Lower	2	39QK431	Current; 8 3/4"; Use 325-118 Bushing
●	338-712	Trunnion Half; Lower	2	39QK37C	Old Style; 8 3/16"; Use 325-117 Bushing
✓●	8	338-709 Trunnion Half; Upper	2	39QK433A	Current; 8 3/4"; Use 325-118 Bushing
●	338-711	Trunnion Half; Upper	2	39QK423C	Old Style; 8 3/16"; Use 325-117 Bushing
●	9	338-1787 Insulator Box; 5 7/8" Deep	4	52QK442P2	Ductile Iron
●	338-728	Insulator Box; 6 3/8" Deep	4	52QK418BP5	Anti-Sway
●	338-746	Insulator Box; 6 3/4" Deep	4	52QK418BP4	
✓✓●	10	325-110 Insulator Pad; 1 3/4" Dowel; Standard	4	10QK36B	70 Durometer; Rubber (Black)
●	325-125	Insulator Pad, Offset; 1 3/4" Dowel; 1/8" Offset	AR	10QK48	70 Durometer; Rubber (Black)
✓✓●	11	338-729 Insulator Spacer; 3"W x 4"Lg. x 1 1/2"Thk.	8	13QK246	
✓✓●	12	325-112 Insulator Pad; 1 3/4" Dowel	4	10QK365A	70 Durometer; Rubber (Black)
✓✓	325-112U	Insulator Pad, Urethane	4		
●	325-109	Insulator Pad; Upper	4	10QK33A	70 Durometer; Rubber (Black)
	325-109U	Insulator Pad, Urethane; Upper	4		
✓✓●	325-113	Insulator Pad; 1 3/4" Dowel	4	10QK370	70 Durometer; Rubber (Black)
	325-113U	Insulator Pad, Urethane	4		
	13	— Insulator Box Bolt; 7/8"-14 Thread	4		See Chart Pages 840-843
✓✓	14	334-150 Hardened Flat Washer; 7/8"	12	35AX1310	
	15	SLN-106 Lock Nut; 7/8"-14	12	21AX480	
	16	— Insulator Box Cap Screw; 7/8"-9 Thread	4		See Chart Pages 840-843
●	17	338-713 Top Plate; 8 1/2"Lg. x 4"W, 6 3/8" C/C	2	8QK335P1	Use w/Semi-Round U-Bolts; Replaces Jack Plate
	18	— U-Bolt Assembly; Square or Semi-Round Bend	4		Use Square Bend U-Bolts w/Jack Plate; Use Semi-Round Bend U-Bolts w/Cast Top Plate (Current Design); See Chart Pages 844-848
	19	SUW-125 U-Bolt Washer; 1 1/4"	8		
	20	DN-125 Deep Nut; 1 1/4"-12 x 1 11/16" High; Grade 8	8	21AX131	
	DNM-200	Deep Nut; 1 1/4"-12 x 2 45/64" High; Grade 8	8	21AX655	
	21	— Torque Rod; OEM Fixed Length	2		See Chart Page 871
	—	Torque Rod; Uni-Rod	2		See Chart Page 872
	—	Torque Rod; 2 Piece Ultra Rod	2		See Chart Page 869
✓✓●	22	321-132 Torque Rod Bushing; 2 3/4" OD x 4 3/8" C/L to C/L	2	44695	For 5/8" Bolts and 1 1/4" Forged Rod
	321-132U	Torque Rod Bushing, Urethane	2		
✓●	23	321-136 Torque Rod Bushing; Taper Stud Type	2	46735	Mack Style Stud
	321-136U	Torque Rod Bushing, Urethane	2		
	24	— Spring Assembly	2		See Catalog 215 for Details

SWS573 Camelback Rear Suspension (4" Wide Spring, Rubber/Metal Center)

Mack

Mack



Key No.	Part Number	Description	No. Req.	OEM Reference	Remarks	
1	◆	Service Spindle For 8 3/4" Wide Trunnion	1	85QK248	Replacement Production No. 85QK243	
●	2	321-171 Trunnion Bushing; Rubber/Metal For 8 3/4" Wide Trunnion	2	10QK371A	10 5/8" Lg.	
●	321-170	Trunnion Bushing	2	10QK368A	9 7/16" Lg.	
3	334-579	Bolt Assembly; 3/4"-16 x 5 1/2" Lg. Grade 5	2	3AX1525	Bolt & Lock Nut	
●	4	338-704 Trunnion w/321-171 Bushing; Current Production; 8 3/4" W	2	39QK226C	Casting No. 39QK427B	
	338-1785	Trunnion w/321-171 Bushing	2	39QK426B		
●	5	338-746 Insulator Box; 6 3/4" Deep	4	52QK418BP4		
●	338-728	Insulator Box; 6 3/8" Deep	4	52QK418BP5	Anti-Sway	
✓✓	●	6	325-110 Insulator Pad; 1 3/4" Dowel; Standard	4	10QK36B	70 Durometer; Rubber (Black)
●	325-123	Urethane Insulator Pad; 1 3/4" Dowel; Severe Service	4	10QK388	90 Durometer; Urethane (Yellow)	
●	325-127	Urethane Insulator Pad; 1 3/4" Dowel; Extra Service	4		80 Durometer; Urethane (Black)	
●	325-125	Offset Insulator Pad; 1 3/4" Dowel; 1/8" Offset	4	10QK48	70 Durometer; Rubber (Black)	
✓✓	●	7	338-729 Insulator Spacer; 3"W x 4"Lg. x 1 1/2"Thk.	8	13QK246	
✓✓	●	8	325-113 Insulator Pad; 1 3/4" Dowel	4	10QK370	70 Durometer; Rubber (Black)
	325-113U	Insulator Pad, Urethane	4			
✓✓	●	325-108 Insulator Pad; 1 1/2" Dowel; Standard	4	10QK32BP1	70 Durometer; Rubber (Black)	
9	—	Insulator Box Bolt; 7/8"-14 Thread	16		See Chart Pages 840-843	
✓✓	10	334-150 Hardened Flat Washer; 7/8"	12	35AX1310		
11	SLN-106	Lock Nut; 7/8"-14	12			
●	12	338-714 Top Plate; 9 3/4" Lg. x 4"W, 7 1/2" C/C	2	8QK335P2	Use w/Semi-Round U-Bolts; Replaces Jack Plate	
13	—	U-Bolt Assembly; Square or Semi-Round Bend	4		Use Square Bend w/Jack Plates; Use Semi-Round Bend w/Cast Top Plate (Current Design); See Chart Pages 844-848	
14	DN-125	Deep Nut; 1 1/4"-12 x 1 1/16" High; Grade 8	8	21AX131		
	DNM-200	Deep Nut; 1 1/4"-12 x 2 45/64" High; Grade 8	8	21AX655		
15	SUW-125	U-Bolt Washer; 1 1/4"	8	35AX1435		
16	—	Torque Rod; OEM Fixed Length	2		See Chart Page 871	
	—	Torque Rod; Uni-Rod	2		See Chart Page 872	
	—	Torque Rod; 2 Piece Ultra Rod Components	2		See Chart Page 869	
●	17	321-267 Torque Rod Bushing	2		W/7/8" Bolt Holes	
✓	●	18	321-136 Torque Rod Bushing; Taper Stud Type	2	46735	Mack Style Stud
	321-136U	Torque Rod Bushing, Urethane	2			
19	—	Spring Assembly	2		See Catalog 215 for Details	

Mack

SS44/SWS57 Camelback Rear Suspension (4" Spring, 3-1/2" Bronze Center)

Mack

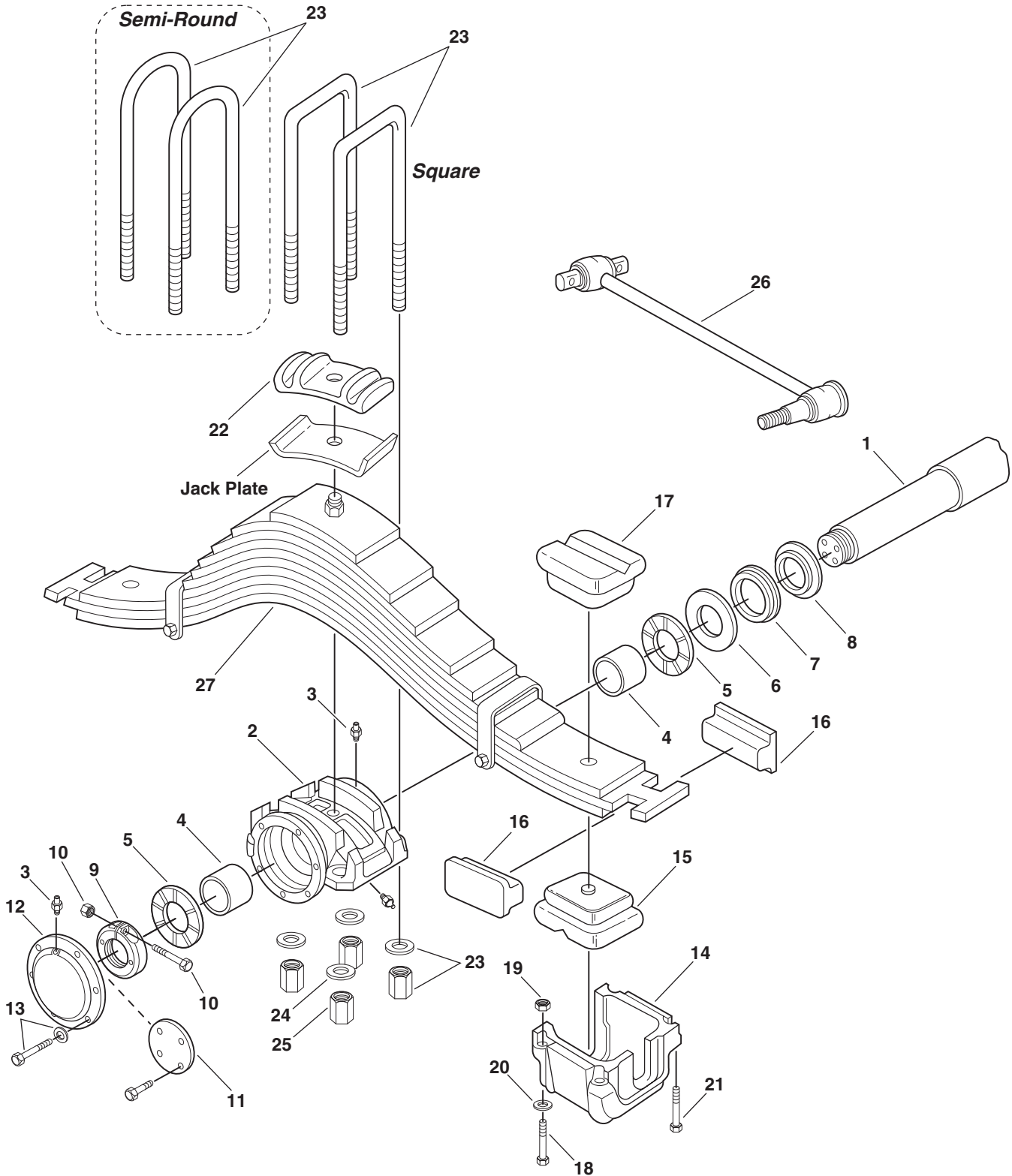
Key No.	Part Number	Description	No. Req.	OEM Reference	Remarks
✓●	1 334-466	Spindle; 3 1/2"OD x 48 3/4"Lg.; 3 5/16"-12 Thread	1	85QK251	Service Replacement for 85QK21BC Production Spindle
✓✓●	2 338-702	Trunnion Assembly; Includes 322-114 Bronze Bushings	2	39QK27F	Casting No. 39QK48A,B,C,D
✓	3 334-475	Grease Fitting; Straight Zerk, 1/8"-27NPT	2	44AX115	
	4 334-580	Trunnion Maintenance Pack; Bronze	1		For 338-702 Trunnion; Incl. Bushings, Seal, Washers, Adj. Nut & Hdwe.
✓✓	5 322-114	Trunnion Bushing; 3 1/2"ID x 3 3/4"OD x 3 7/16"Lg.	4	10QK157	Bronze
	◆	Trunnion Bushing; One Piece	2	10QK255P2	One Piece Rifle Groove Bushing; Use (2) 322-114
✓✓●	6 334-443	Thrust Washer; 3 1/2"ID x 5 5/16"OD x 1/4"Thk.	4	43QK116	Bronze
✓✓●	7 334-444	Thrust Washer; 4 3/8"ID x 5 3/8"OD x 3/8"Thk.	2	43QK117	Steel
✓✓●	8 334-445	Trunnion Collar Seal; 4 3/8"ID x 5 1/2"OD x 3/16"Thk.	2	88AX446	
✓●	9 334-442	"D" Washer; 2 21/64"ID x 4 7/8"OD x 1/4"Thk.	2	23QJ112B	Trunnion Adjustment
	10 334-1398	Adjusting Nut Kit	2	25QJ223	Incl. 334-441 and Hdwe.
✓●	11 334-441	Adjusting Nut; 3 5/16"-12 ID x 4"OD x 1"Thk.	2	25QJ223	
✓	12 334-537	Bolt; 3/8"-24 x 2 3/4"Lg. Grade 8	2	277232R1	
	13 SLN-100	Lock Nut; 3/8"-24	2		
	14 334-581	Adjusting Nut Lock Bolt Assembly; 5/16"-18 x 3/4"Lg.	2	130AX271	Incl. Bolt & Lock Washer; Included in 334-1398
	15 334-1397	Trunnion Cap Kit	2	97QL339P3	Incl. Trunnion Cap, Gasket, Grease Fitting & Hdwe.
✓●	16 334-468	Trunnion Cap; 5 3/4"ID x 7 3/4"OD x 1 1/2" Deep	2	97QL339P3	5/16" Bolt Holes On 7" BC
●	17 334-545	Pressure Relief Fitting; 1/8"-27 NPT, 5 PSI	2	44AX52	
	18 334-582	Trunnion Cap Bolt Assembly; 5/16"-24 x 1"Lg.	12	1AX114	Incl. Bolt & Lock Washer
●	19 338-728	Insulator Box; 6 3/8" Deep	4	52QK418BP5	Anti-Sway
●	338-746	Insulator Box; 6 3/4" Deep	4	52QK418BP4	
✓✓●	20 325-110	Insulator Pad; 1 3/4" Dowel; Standard	4	10QK36B	70 Durometer; Rubber (Black)
●	325-123	Urethane Insulator Pad; 1 3/4" Dowel; Severe Service	4	10QK388	90 Durometer; Yellow
●	325-127	Urethane Insulator Pad; 1 3/4" Dowel; Extra Service	4		80 Durometer; Black; Use 325-123
●	325-125	Offset Insulator Pad; 1 3/4" Dowel; 1/8" Offset	AR	10QK48	70 Durometer; Rubber (Black)
✓✓●	325-114	Insulator Pad; 2" Dowel	4	10QK372	70 Durometer; Rubber (Black)
✓✓●	21 338-729	Insulator Spacer; 3"W x 4"Lg. x 1 1/2"Thk.	8	13QK246	
✓✓●	22 325-113	Insulator Pad; 1 3/4" Dowel	4	10QK370	70 Durometer; Rubber (Black)
	325-113U	Insulator Pad; Urethane	4		
✓✓●	325-108	Insulator Pad; 1 1/2" Dowel; Standard	4	10QK32BP1	70 Durometer; Rubber (Black)
●	325-109	Insulator; Upper	4	10QK33A	
	325-109U	Insulator, Upper; Urethane	4		
	23 —	Insulator Box Bolt; 7/8"-14 Thread	12		See Chart Pages 840-843
✓✓	24 334-150	Hardened Flat Washer; 7/8"	12	35AX1310	
	25 SLN-106	Lock Nut; 7/8"-14	12		
	26 —	Insulator Box Cap Screw; 7/8"-9 Thread	4		See Chart Pages 840-843
●	27 338-714	Top Plate; 9 3/4"Lg. x 4"W, 7 1/2" C/C	2	8QK335P2	Use w/Semi-Round U-Bolts; Replaces Jack Plate
	28 —	U-Bolt Assembly; Square or Semi-Round	4		Use Square Bend U-Bolts w/Jack Plate; Use Semi-Round Bend U-Bolts w/Cast Top (Current Design); See Chart Pages 844-848
	29 SUW-125	U-Bolt Washer; 1 1/4"	8		
	30 DN-125	Deep Nut; 1 1/4"-12 x 1 1/16" High; Grade 8	8	21AX131	
	DNM-200	Deep Nut; 1 1/4"-12 x 2 4/64" High; Grade 8	8		
	31 —	Torque Rod; OEM Fixed Length	2		See Chart Page 871
	—	Torque Rod; Uni-Rod	2		See Chart Page 872
	—	Torque Rod; 2 Piece Ultra Rod Components	2		See Chart Page 869
●	32 321-267	Torque Rod Bushing	2		W/7/8" Bolt Holes
✓●	33 321-136	Torque Rod Bushing; Taper Stud Type	2	46735	Mack Style Stud
	321-136U	Torque Rod Bushing, Urethane	2		
	34 —	Spring Assembly	2		See Catalog 215 for Details

SP Special Order ◆ Not Serviced by Dayton Parts ● Product Illustration/Photo Follows ✓ Popular ✓✓ Most Popular

SS50 Camelback Rear Suspension (4" Wide Spring, 4" Bronze Center)

Mack

Mack



Mack

SS50 Camelback Rear Suspension (4" Spring, 4" Bronze Center)

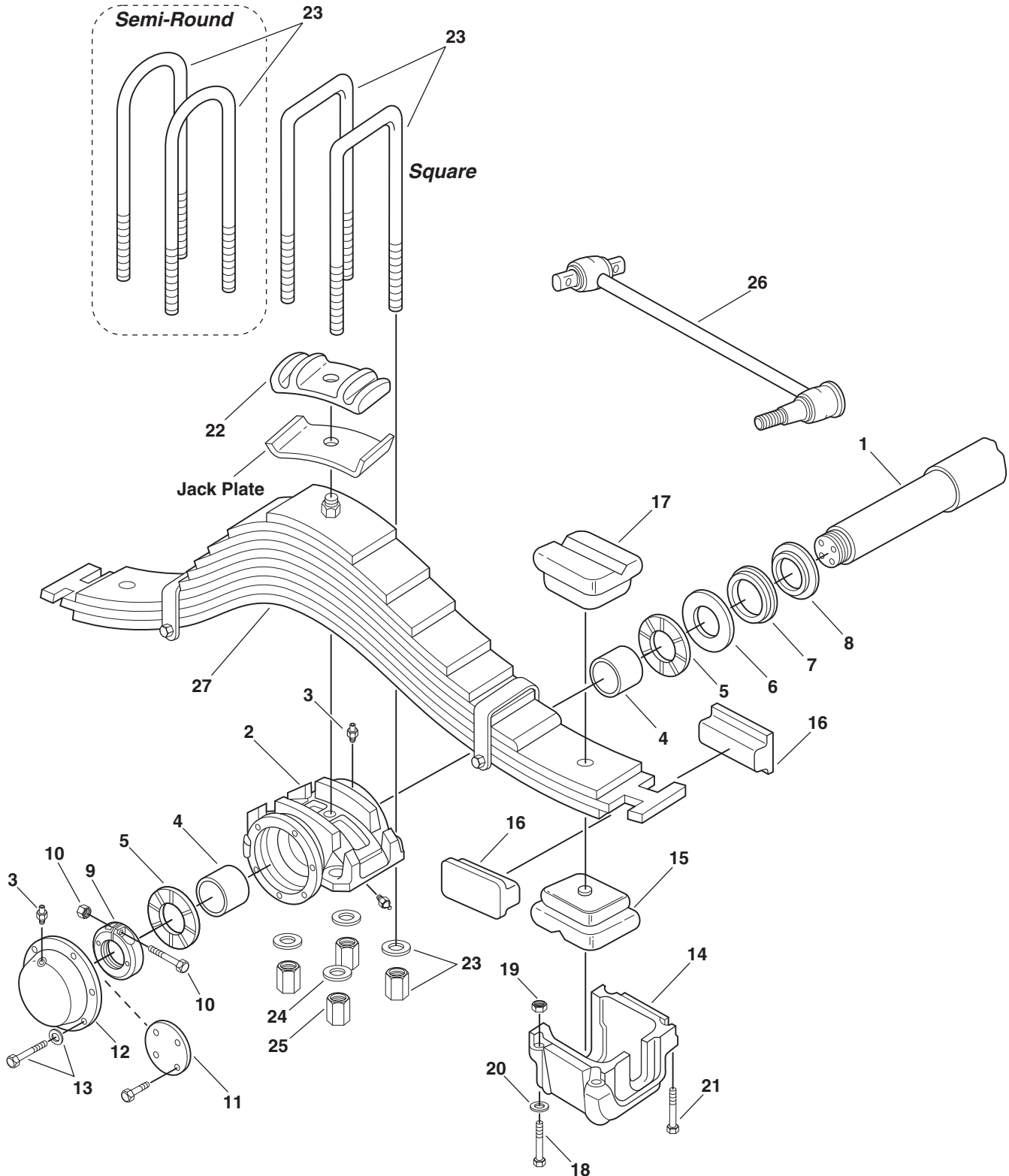
Mack

Key No.	Part Number	Description	No. Req.	OEM Reference	Remarks
	◆	Spindle	1	85QK355	
●	338-1845	Trunnion Assembly; 4" Wide Springs	2	39QK325	Cast No. 39QK54
●	334-545	Pressure Relief Fitting; 1/8"-27 NPT, 5 PSI	2	44AX52	
✓	322-113	Trunnion Bushing; 4"ID x 4 1/4"OD x 4 1/4"Lg.	4	10QK158A	Bronze
✓✓	334-511	Thrust Washer; 4 1/32"ID x 6 13/16"OD x 1/4"Thk.	4	43QK115	Bronze
✓●	334-512	Steel Washer; 4 1/32"ID x 6 1/4"OD x 5/16"Thk.	2	43QK118	Thrust Type
●	334-515	Trunnion Grease Seal; 5"ID x 6 3/8"OD x 3/16"Thk.	2	88AX253	All Rubber Design
	◆	Trunnion Seal Collar; 4"ID x 5"OD	2	8QD312	
●	334-498	Trunnion Shaft Nut; 3 7/8"-12 x 6.09"OD x 1.18"Thk.	2	25QJ220BP2	Replaces Old Style
●	334-1401	Axle Nut Bolt Assembly; 1/2"-20 x 2 3/4"SHCS	2	3AX1472	Incl. Bolt and 12 Point Flanged Lock Nut
	◆	Retainer Plate & Adjusting Nut for Steel Cap; 5 15/16"OD x 1/2"Thk. w/4 3/8" Bolt Holes	2	22QS257	
●	334-517	Trunnion Cap; 6 3/8"ID x 8 1/2"OD x 1 1/2" Deep	2	97QL3001P3	5/16" Bolt Holes on 7 3/4" BC
	334-582	Trunnion Cap Bolt Assembly; 5/16"-24 x 1"Lg.	12	1AX114	Incl. Bolt & Lock Washer
●	338-746	Insulator Box; 6 3/4" Deep	4	52QK418BP4	4" Wide Springs
✓✓	325-110	Insulator Pad; 1.75" Dowel; 4" Wide Springs	4	10QK36B	70 Durometer Rubber(Black)
●	325-123	Insulator Pad; 1.75" Dowel; 4" Wide Springs	4	10QK388	90 Durometer Urethane(Yellow)
✓✓	338-729	Spacer Block; 3"W x 4"Lg. x 1 1/2"Thk.	8	13QK246	For Insulator Box
✓✓	325-113	Insulator Pad; 1.75" Dowel; 4" Wide Springs	4	10QK370	70 Durometer Rubber (Black)
	325-113U	Insulator Pad, Urethane	4		
✓✓	325-112	Insulator Pad; 1.75" Dowel; 4" Wide Springs	4	10QK365A	70 Durometer Rubber (Black)
✓✓	325-112U	Insulator Pad; Urethane	4		
	—	Insulator Box Bolt; 7/8"-14 Thread	12		See Chart Pages 840-843
	SLN-106	Lock Nut; 7/8"-14	12		
✓✓	334-150	Hardened Flat Washer; 7/8"	12		
	—	Insulator Box Cap Screw; 7/8"-9 Thread	4		See Chart Pages 840-843
●	338-714	U-Bolt Plate; 9 3/4"Lg. x 4"W; 7 1/2" C/C	2	8QK335P2	
	—	U-Bolt Assembly; Square or Semi-Round	4		Use Square Bend U-Bolts w/Jack Plate; Use Semi-Round Bend U-Bolts w/Cast Top Plate (Current Design); See Chart Pages 844-848
	SUW-125	U-Bolt Washer; 1 1/4"	8	35AX1435	
	DN-125	Deep Nut; 1 1/4"-12 x 1 1/16" High; Grade 8	8	21AX131	
	DNM-200	Deep Nut; 1 1/4"-12 x 2 45/64" High; Grade 8	8	21AX655	
	345-808	Uni-Rod Kit; O&S Full Ball Design	2	MU-4044	Mack 1 7/8" Taper Pin Both Ends
	62-1287	Spring Assembly; 4" Wide	2	4QK4108M	See Catalog 215 for Details

SS58 Camelback Rear Suspension (5" Wide Spring, 4" Bronze Center)

Mack

Mack



Mack

SS58 Camelback Rear Suspension (5" Spring, 4" Bronze Center)

Mack

Key No.	Part Number	Description	No. Req.	OEM Reference	Remarks
● 1	334-499	Spindle; 4"OD x 50"Lg.; 3 7/8"-12 Thread	1	85QK342P2	(4) 5/8"-18 Tapped Holes On 2 5/8" BC Both Ends
●	334-499A	Spindle; 4"OD x 50"Lg.; 3 7/8"-12 Thread	1	85QK336	w/o Threaded Holes
● 2	338-731	Trunnion Assembly; Incl. 322-113 Bushings	2	39QK24C	Casting No. 39QK45BP3
● 3	334-545	Pressure Relief Fitting; 1/8"-27 NPT, 5 PSI	2	44AX52	
✓ 4	322-113	Trunnion Bushing; 4"ID x 4 1/4"OD x 4 1/4"Lg.	4	10QK158A	Bronze
✓✓ 5	334-511	Thrust Washer; 4 1/32"ID x 6 13/16"OD x 1/4"Thk.	4	43QK115	Bronze
✓ 6	334-512	Thrust Washer, 4 1/32"ID x 6 1/4"OD x 5/16"Thk.	2	43QK118	Steel
● 7	334-515	Trunnion Grease Seal; 5"ID X 6 3/8"OD x 9/16"Thk.	2	88AX253	4" Trunnion
8	◆	Trunnion Seal Collar; 4"ID x 5"OD	2	8QD137	
● 9	334-498	Trunnion Shaft Nut; 3 7/8"-12 x 6.09"OD x 1.18"Thk.	2	25QJ220BP2	Replaces Old Style
● 10	334-1401	Axle Nut Bolt Assembly; 1/2"-20 x 2 3/4"SHCS	2	3AX1472	Incl. Bolt and 12 Point Flanged Lock Nut
11	◆	Retainer Plate & Adjusting Nut for Steel Cap; 5 1/16"OD x 1/2"Thk. w/4 5/8" Bolt Holes	2	22QS257	
● 12	334-517	Trunnion Cap; 6 5/8"ID x 8 1/2"OD x 1 1/2" Deep	2	97QL3001P3	5/16" Bolt Holes on 7 3/4" BC
13	334-582	Trunnion Cap Bolt Assembly; 5/16"-24 x 1"Lg.	12	1AX114	Incl. Bolt & Lock Washer
● 14	338-1597	Insulator Box	2	52QK434P4	Inside Depth, 7"
	338-1596	Insulator Box	2	52QK434P3	Inside Depth, 7 5/16"
✓✓ 15	325-114	Insulator Pad; 2" Dowel	4	10QK372	70 Durometer; Rubber (Black)
✓✓ 16	338-729	Insulator Spacer; 3"W x 4"Lg. x 1 1/2"Thk.	8	13QK246	
✓✓ 17	325-108	Insulator Pad; 1 1/2" Dowel; Standard	4	10QK32BP1	70 Durometer; Rubber (Black)
18	—	Insulator Box Bolt; 7/8"-14 Thread	12		See Chart Pages 840-843
19	SLN-106	Lock Nut; 7/8"-14	12		
✓✓ 20	334-150	Hardened Flat Washer; 7/8"	12		
21	—	Insulator Box Cap Screw; 7/8"-9 Thread	4		See Chart Pages 840-843
● 22	338-755	Top Plate; 10 7/8"Lg. x 5"W, 8 5/8" C/C	2	8QK232A	Use w/Semi-Round U-Bolts
23	—	U-Bolt Assembly; Square or Semi-Round	4		Use Square Bend U-Bolts w/Jack Plate; Use Semi-Round U-Bolts w/Cast Top Plate (Current Design); See Chart Pages 844-848
24	SUW-125	U-Bolt Washer; 1 1/4"	8		
25	DN-125	Deep Nut; 1 1/4"-12 x 1 11/16" High; Grade 8	8	21AX131	
	DNM-200	Deep Nut; 1 1/4"-12 x 2 45/64" High; Grade 8	8		
26	345-808	Uni-Rod Kit	2	MU-4044	Mack 1 7/8" Taper Pin Both Ends
27	—	Spring Assembly	2		See Catalog 215 for Details

Mack

SS65/SWS59 Camelback Rear Suspension (5" Spring, 5" Bronze Center)

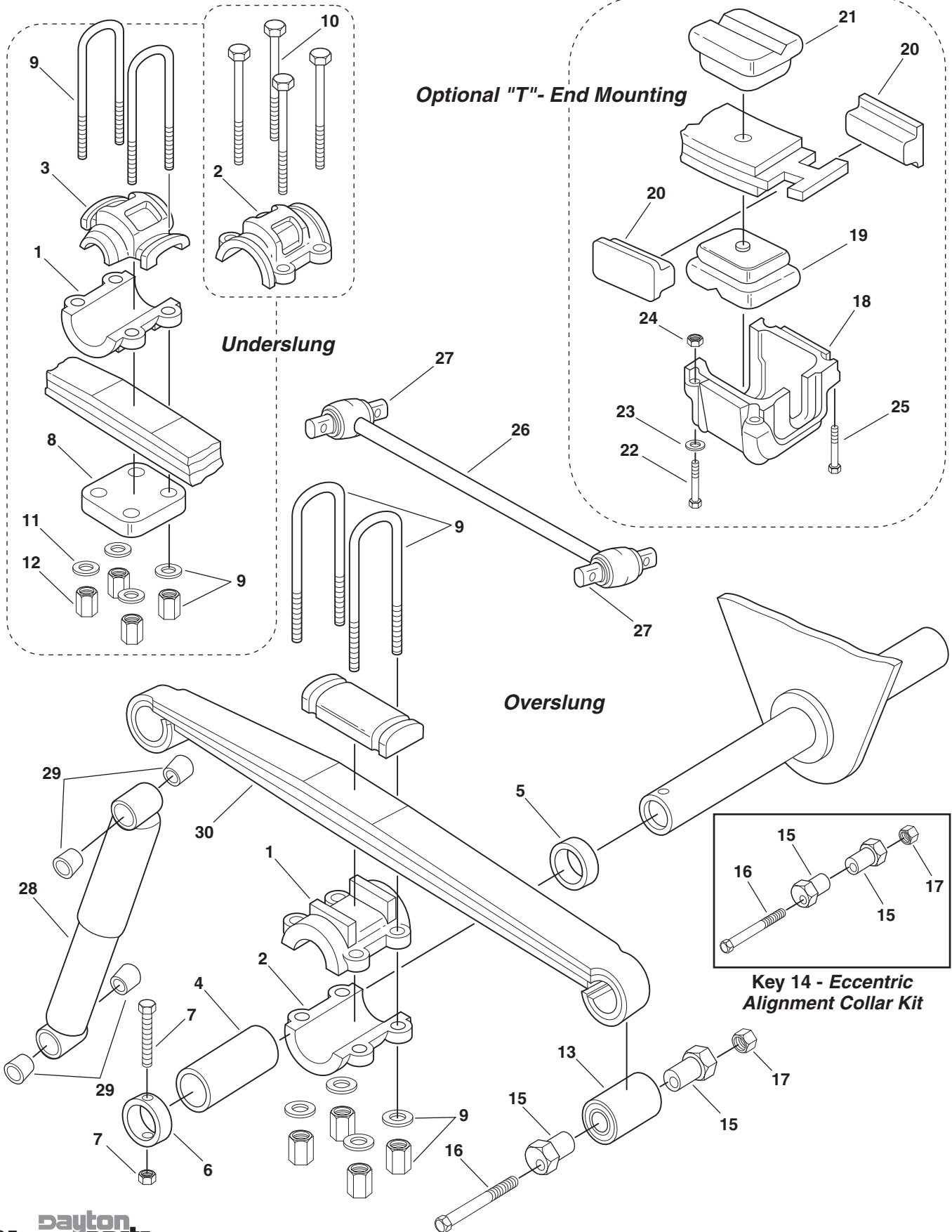
Mack

Key No.	Part Number	Description	No. Req.	OEM Reference	Remarks
1	334-1569	Trunnion Shaft, Old Style	1	85QK315	65K Suspensions
	334-1570	Trunnion Shaft, New Style	1	85QK343	65K Suspensions
●	338-730	Trunnion Assembly; Incl. 322-115 Bushings	2	39QK39C	Casting No. 39QK415A/B; 39QK425A/B; 39QK39301
	322-115	Trunnion Bushing; 5"ID x 5 1/4"OD x 4 5/16"Lg.	4	80AX560	Bronze
	◆	Trunnion Bushing; 5"ID x 5 1/4"OD x 8.7"Lg.	2	10QK393	One piece rifle groove bushing; Use (2)322-115
✓●	334-513	Thrust Washer, 5 1/32"ID x 6 1/16"OD x 1/4"Thk.	4	43QK23A	Bronze
●	334-516	Trunnion Grease Seal; 6 1/2"ID x 7 1/2"OD x 1/2"Thk.	2	88AX417P3	
	◆	Trunnion Seal Collar	2	8QD221	
●	334-594	Trunnion Shaft Nut; 3 7/8"-8, 6.09"OD x 1.28"Thk.	2	25QJ220B	
●	334-1401	Axle Nut Bolt Assembly; 1/2"-20 x 2 3/4"SHCS	2	3AX1472	Incl. Bolt and 12 Point Flanged Lock Nut
●	334-517	Trunnion Cap; 6 5/8"ID x 8 1/2"OD x 1 1/2" Deep	2	97QL3001P3	5/16" Bolt Holes on 7 3/4" BC
●	334-545	Pressure Relief Fitting; 1/8"-27 NPT 5 PSI	2	44AX52	
	334-582	Trunnion Cap Bolt Assembly; 5/16"-24 x 1"Lg.	12	1AX114	Incl. Bolt & Lock Washer
●	338-1598	Insulator Box	4	52QK434BP1	Inside Depth; 6 3/4"
●	338-1599	Insulator Box	4	52QK434BP2	Inside Depth; 7"
✓✓●	325-114	Insulator Pad; 2" Dowel	4	10QK372	70 Durometer; Rubber (Black)
●	325-124	Lower Insulator	4	10QK389	90 Durometer
✓✓●	338-729	Insulator Spacer; 3"W x 4"Lg. x 1 1/2"Thk.	8	13QK246	
✓✓●	325-108	Insulator Pad; 1 1/2" Dowel; Standard	4	10QK32BP1	70 Durometer; Rubber (Black)
	—	Insulator Box Bolt; 7/8"-14 Thread	12		See Chart Pages 840-843
✓✓	334-150	Hardened Flat Washer; 7/8"	12	35AX1310	
	SLN-106	Lock Nut; 7/8"-14	12		
	—	Insulator Box Cap Screw; 7/8"-9 Thread	4		See Chart Pages 840-843
●	334-1177	Insulator Box Dowel; 3/4" X 2 1/4"Lg.	8	65RU1269	
●	338-755	Top Plate; 10 7/8"Lg. x 5"W, 8 5/8" C/C	2	8QK232A	Use w/Semi-Round U-Bolts
	—	U-Bolt Assembly; Square or Semi-Round Bend	4		Use Square Bend U-Bolts w/Jack Plate; Use Semi-Round U-Bolts w/Cast Top Plate (Current Design); See Chart Pages 844-848
	SUW-125	U-Bolt Washer; 1 1/4"	8		
	DN-125	Deep Nut; 1 1/4"-12 x 1 1/16" High; Grade 8	8	21AX131	
	DNM-200	Deep Nut; 1 1/4"-12 x 2 45/64" High; Grade 8	8		
	345-808	Uni-Rod Kit	2	MU-4044	Mack 1 7/8" Taper Pin Both Ends
	—	Spring Assembly	2		See Catalog 215 for Details

ST34 Taper Leaf Spring Rear Suspension

Mack

Mack

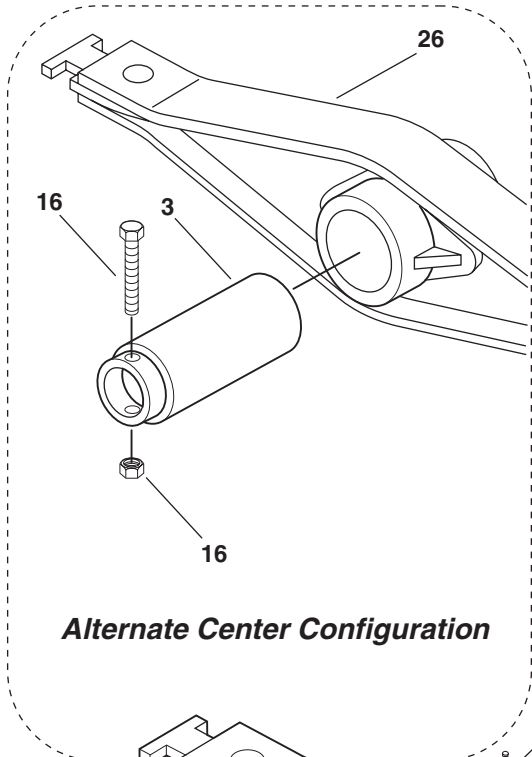


Key No.	Part Number	Description	No. Req.	OEM Reference	Remarks
● 1	338-1784	Trunnion, Seat	2	39QK432A	New Style
	338-1783	Trunnion, Seat	2	39QK430A	Old Style; 8 3/16"; Use 325-117 Bushings
● 2	338-710	Trunnion Half	2	39QK431	New Style; 8 3/4"; Use 325-118 Bushing
	338-712	Trunnion Half	2	39QK37C	Old Style; 8 3/16"; Use 325-117 Bushing
● 3	338-1786	Trunnion; Upper	2	39QK434	
✓✓ 4	325-118	Trunnion Bushing; 8 3/4" Trunnion	2	10QK219P3	3 1/2"ID x 4 7/16"OD x 6 5/16"Lg.
	325-120	Trunnion Bushing, Urethane; 8 3/4" Trunnion	2	10QK276	90 Durometer
	325-120U	Trunnion Bushing, Urethane; 8 3/4" Trunnion	2		80 Durometer
	325-117	Trunnion Bushing; 8 3/16" Trunnion	2	10QK219P, P1	3 1/2"ID x 4 7/16"OD x 5 9/16"Lg.
	325-117U	Trunnion Bushing, Urethane; 8 3/16" Trunnion	2		
5	334-480	Spacer, Inner; 3 1/2"ID x 4 1/8"OD x 7/16"Thk.	2	44RU2223P2	Used w/325-118 Bushing
	334-1178	Spacer, Inner; 3 1/2"ID x 4 1/8"OD x 1/2"Thk.	2	44RU2223P1	Used w/325-117 Bushing
	334-481	Spacer, Inner; 3 1/2"ID x 4 7/8"OD x 3/8"Thk.	2	44RU2224	Used w/325-117 Bushing; Old Style
✓● 6	334-479	Outer Spacer Assembly; 3 1/2"ID x 4 1/8"OD x 1 3/4"	2	44RU2221P2	8 3/4" Trunnion; Incl. Bolt & Lock Nut
	334-1179	Outer Spacer; 3 1/2"ID x 4 1/8"OD x 2 1/4"	2	44RU221P1	8 3/16" Trunnion
7	334-579	Bolt Assembly; 3/4"-16 x 5 1/2"Lg. Grade 5	2	3AX1525	Bolt & Lock Nut
8	338-1600	Lower U-Bolt Plate		8QK44	
✓ 9	361-212	U-Bolt Assembly; Special Bend; Grade 8	4	7QK3164	1 1/8" x 4" x 13" MR
10	334-1212	Spring Clamp Bolt Assembly; 1 1/8"-12 x 13 1/4"Lg. Grade 8	2	3AX1894PL	Incl. Bolt and Hdwe.
11	SUW-118	U-Bolt Washer; 1 1/8"	4		
12	DN-118	Deep Nut; 1 1/8"-12 x 1 1/2" High; Grade 8	2	21AX781	
13	RB-84	Rubber Bushing; 1 1/4"ID x 2 1/2"OD x 4"Lg.	4	10QK146	
	RB-187	Rubber Bushing; 1"ID x 2 1/2"OD x 4"Lg.	4	10QK260	
	RB-174	Rubber Bushing; 1"ID x 2 1/2"OD x 4"Lg.	4		Use w/2 Mack Washers; No. 71RU13161
14	334-718	Eccentric Alignment Collar Kit; 1 3/8" lobe	4		Incl. 334-553 Collars, 1" Dia. Bolt & Hdwe.
● 15	334-553	Eccentric Adjustment Collar; 1 3/8" lobe	8	8QD262	New Style; Use w/1" Bolts
	334-1604	Eccentric Adjustment Collar; 1 1/4" lobe	8	8QD261	
✓ 16	327-318	Bolt; 7/8"-14 x 7 1/2"Lg.; Grade 8	4	3AX1632	
	327-477	Bolt; 1"-14 x 7 3/4"Lg.; Grade 8	4	3AX1993	
	327-319	Bolt; 1 1/4"-12 x 7"Lg.; Grade 8	4	3AX1682	
✓✓ 17	SLN-107	Lock Nut; 1"-8	4		
	334-192	Lock Nut; 1 1/4"-12	4		Nylock Nut
● 18	338-1787	Insulator Box; 5 7/8" Deep	4	52QK442P2	Ductile Iron
✓✓ 19	325-110	Insulator Pad; 1 3/4" Dowel; Standard	4	10QK36B	70 Durometer; Rubber (Black)
✓✓ 20	338-729	Insulator Spacer; 3"W x 4"Lg. x 1 1/2"Thk.	8	13QK246	
✓✓ 21	325-112	Insulator Pad; 1 3/4" Dowel	4	10QK365A	70 Durometer; Rubber (Black)
22	—	Insulator Box Bolt; 7/8"-14 Thread	12		See Chart Pages 840-843
✓✓ 23	334-150	Hardened Flat Washer; 7/8"	12		
24	SLN-106	Lock Nut; 7/8"-14	12		
25	—	Insulator Box Cap Screw; 7/8"-9 Thread	4		See Chart Pages 840-843
26	—	Torque Rod; OEM Fixed Length	2		See Chart Page 871
	—	Torque Rod; Uni-Rod	2		See Chart Page 872
	—	Torque Rod; 2 Piece Ultra Rod Components	2		See Chart Page 869
✓✓● 27	321-132	Torque Rod Bushing; 2 3/4"OD x 4 3/8" C/L to C/L	4	1688-227720	For 5/8" Bolts and 1 1/4" Rod Diameter
	321-132U	Torque Rod Bushing; Urethane	4		
✓✓● 28	321-131	Torque Rod Bushing; 2 17/32"OD x 4 3/8" C/L to C/L	4	1688-227710	For 5/8" Bolts and 1 1/8" Rod Diameter
✓ 28	341-85005	Shock Absorber; 1 5/8" Bore	2	14QK2100P1/5/7	24.74" Extended; 15.21" Collapsed; See Catalog 201 for Details
	341-89430	Shock Absorber; 1 5/8" Bore	2		GasSLX Adjustable; Upgrade for 341-85005
	341-85007	Shock Absorber; 1 5/8" Bore	2	14QK2113P4	24.21" Extended; 15.30" Collapsed; See Catalog 201 for Details
	341-89412	Shock Absorber; 1 5/8" Bore	2		GasSLX Adjustable; Upgrade for 341-85007
● 29	401754	Shock Bushing; 1"ID	8		
30	—	Spring Assembly	2		See Catalog 215 for Details

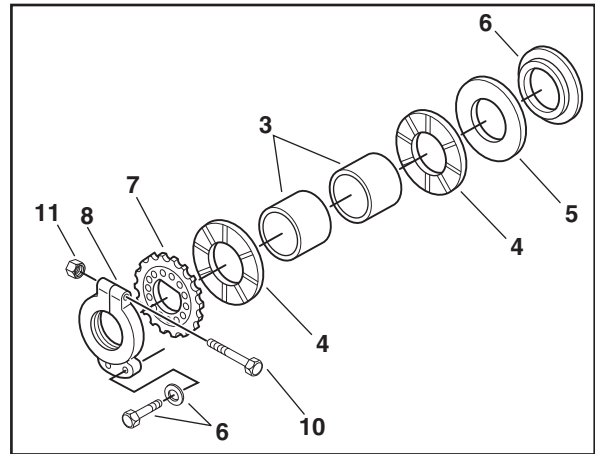
SW/SWW Walking Beam Rear Suspensions

Mack

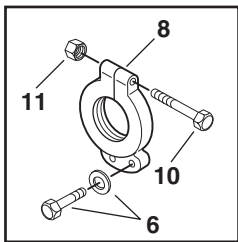
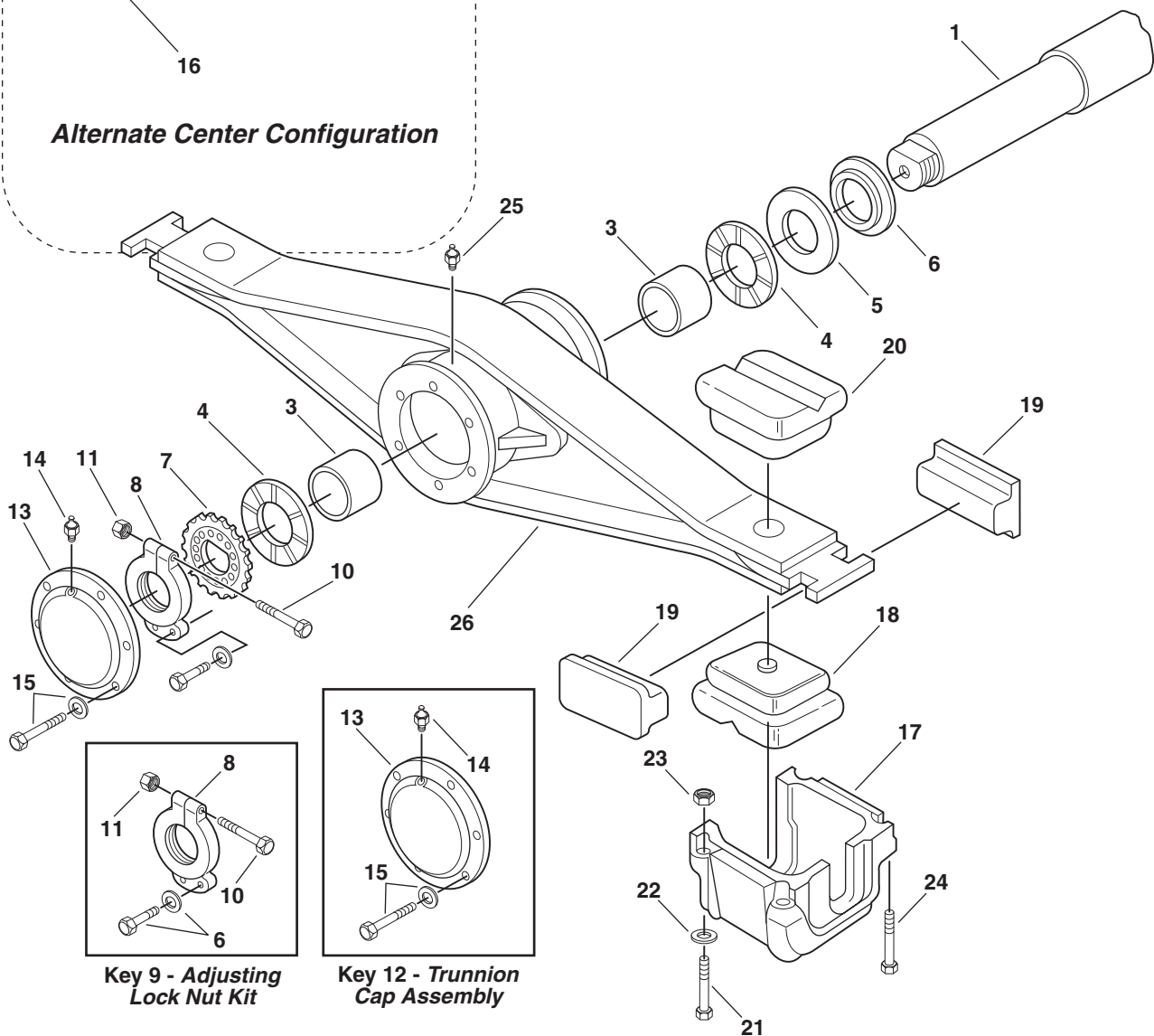
Mack



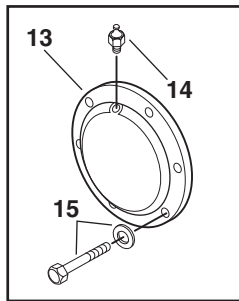
Alternate Center Configuration



Key 2 - Trunion Maintenance Pack (Bronze)



Key 9 - Adjusting Lock Nut Kit



Key 12 - Trunion Cap Assembly

Key No.	Part Number	Description	No. Req.	OEM Reference	Remarks
	◆	Spindle	1	Various	
	334-580	Trunnion Maintenance Pack; 3 1/2" Bronze Center	1		Incl. Bushings, Seal, Washers, Adj. Nut & Hdwe.
●	321-171	Bushing; Rubber/Metal	2	10QK371A	
✓✓	322-114	Bronze Bushing; 3 1/2"ID x 3 3/4"OD x 3 7/16"Lg.	2	10QK157	
✓✓●	334-443	Thrust Washer; 3 1/2"ID x 5 5/16"OD x 1/4"Thk.	2	43QK116	Bronze
✓✓●	334-444	Thrust Washer; 4 3/8"ID x 5 3/8"OD x 3/8"Thk.	2	43QK117	Steel
✓✓●	334-445	Trunnion Collar Seal; 4 3/8"ID x 5 1/2"OD x 9/16"Thk.	2	88AX446	
✓●	334-442	"D" Washer; 2 21/64"ID x 4 7/8"OD x 1/4"Thk.	2	23QJ112B	Trunnion Adjustment
✓●	334-441	Adjusting Nut; 3 5/16"-12 ID x 4"OD x 1"Thk.	2	25QJ223	
	334-1398	Adjusting Nut Kit	AR	25QJ223	Incl. 334-441 and Hdwe.
✓	334-537	Bolt; 3/8"-24 x 2 3/4"Lg. Grade 8	4	277232R1	
	SLN-100	Lock Nut; 3/8"-24	4		
	334-1397	Trunnion Cap Kit	2	97QL339P3	Incl. Trunnion Cap, Gasket, Grease Fitting & Hdwe.
✓●	334-468	Trunnion Cap; 5 3/4"ID x 7 3/4"OD x 1 1/2" Deep	2	97QL339P3	5/16" Bolt Holes On 7" Bolt Circle
●	334-545	Pressure Relief Fitting; 1/8"-27 NPT, 5 PSI	2	44AX52	
	334-582	Trunnion Cap Bolt Assembly; 5/16"-24 x 1"Lg.	12	1AX114	Incl. Bolt & Lock Washer
	334-579	Bolt Assembly; 3/4"-16 x 5 1/2"Lg. Grade 5	2	3AX1525	Bolt & Lock Nut
●	338-746	Insulator Box; 6 3/4" Deep	2	52QK418BP4	
✓✓●	325-110	Insulator Pad; 1 3/4" Dowel; Standard	4	10QK36B	70 Durometer; Rubber (Black)
●	325-127	Urethane Insulator Pad; 1 3/4" Dowel; Extra Service	4		80 Durometer; Urethane (Black)
✓✓●	325-114	Insulator Pad; 2" Dowel	4	10QK372	70 Durometer; Rubber (Black)
✓✓●	338-729	Insulator Spacer; 3"W x 4"Lg. x 1 1/2"Thk.	8	13QK246	
✓✓●	325-112	Insulator Pad; 1 3/4" Dowel	4	10QK365A	70 Durometer; Rubber (Black)
✓✓	325-112U	Insulator Pad, Urethane	4		
●	325-109	Insulator Pad; Upper	4	10QK33A	
	325-109U	Insulator Pad, Upper; Urethane	4		
✓✓●	325-113	Insulator Pad, Upper; 1 3/4" Dowel	4	10QK370	70 Durometer; Rubber (Black)
	325-113U	Insulator Pad, Upper; Urethane	4		
✓✓●	325-108	Insulator Pad; 1 1/2" Dowel; Standard	4	10QK32BP1	70 Durometer; Rubber (Black)
	—	Insulator Box Bolt; 7/8"-14 Thread	8		See Chart Pages 840-843
✓✓	334-150	Hardened Flat Washer; 7/8"	8	35AX1310	
	SLN-106	Lock Nut; 7/8"-14	8		
	—	Insulator Box Cap Screw; 7/8"-9 Thread	8		See Chart Pages 840-843
✓	334-475	Grease Fitting; Straight Zerk, 1/8"-27NPT	2	1613B	
	◆	Walking Beam Assembly	2	Various	