

Friction

Haldex Severe Duty Brake Linings

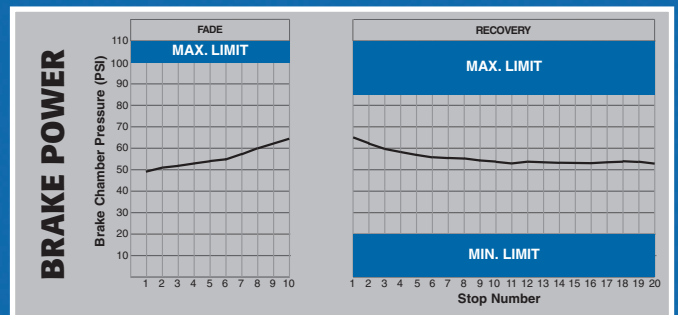


Haldex GC-2020/2035

Combination Brake Lining

A true semi-met/organic combination lining, Haldex GC is a superior choice for exceptional heat resistance, durability and stability. Utilizes Haldex GZ-2035 on the cam end and the industry renowned GG-2020 for the anchor end.

- 23,000 lbs
- FMVSS121 Approved
- FF/FF
- 1000°

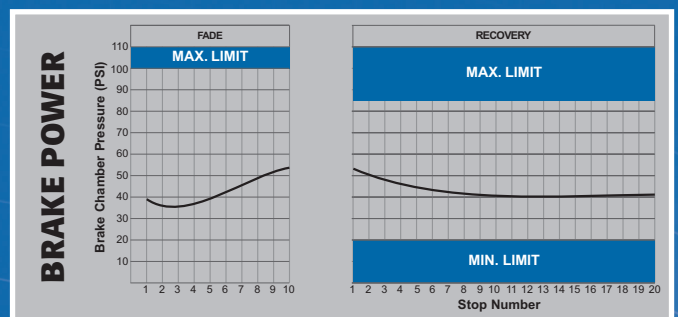


Haldex GZ-2035

Semi-Metallic Brake Lining

This semi-met brake lining does it all: withstands high temperatures, maintains brake power and is very gentle on drums compared to other linings for this type of severe application.

- 23,000 lbs
- FMVSS121 Approved
- FF
- 1000°

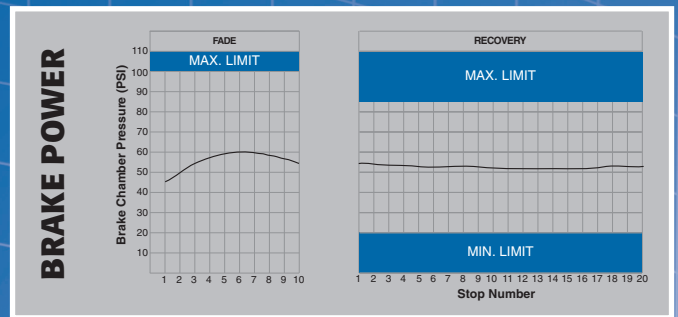


Haldex GM-2040

Semi-Metallic Brake Lining

For the most severe applications, Haldex GM-2040 is engineered to withstand extremely high temperatures while maintaining exceptional braking power.

- 25,000 lbs
- FMVSS121 Approved
- FF
- 1000°

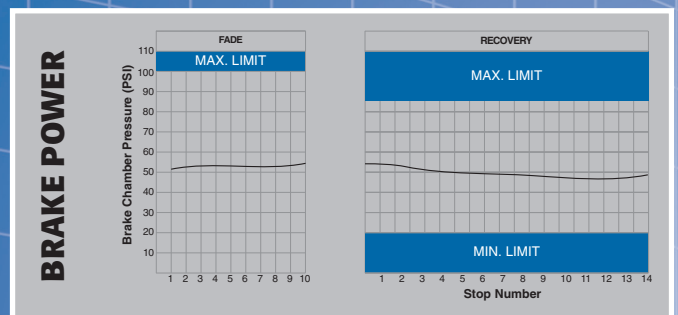


Haldex GP 2030

Severe Duty Organic Brake Lining

An organic material, engineered for extreme severe service applications. A great choice for emergency equipment where brake linings must be able to withstand severe levels of thermal shock.

- 25,000 lbs
- FMVSS121 Approved
- GG
- 950°



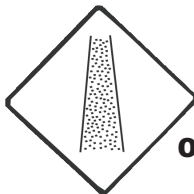
Haldex Severe Duty Brake Linings

	GC-2020 /2035	GZ-2035	GM-2040	GP-2030
Axle Rating	23,000 lbs	23,000 lbs	25,000 lbs	25,000 lbs
Temperature Range	1000°	1000°	1000°	950°
Resistance to Fade	Excellent	Excellent	Superior	Superior
Recovery	Excellent	Excellent	Excellent	Excellent
Braking Effectiveness	Very Good	Superior	Superior	Superior
Lining Wear Characteristics	Excellent	Excellent	Very Good	Superior
Drum Compatibility	Superior	Excellent	Very Good	Very Good

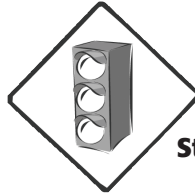
Application Information



Mountains



Off-Highway



Stop and Go



Steep Down Grades


Vehicle Type



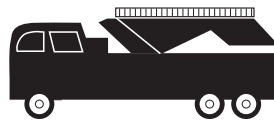
Tri-Axle Dump Truck



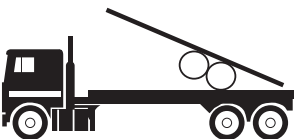
Refuse Truck



Mixers



Tandem Axle Fire Truck



Logging Truck



Mining



Tandem Axle Dump Truck

